ROLLERS

CONVEYOR BELT SYSTEMS

DESIGN, FABRICATION AND SUPPLY OF CONVEYOR BELTS

WWW.LUFH-CBS.COM

LUFH

INDEX

LUFH CONVEYOR BELT SYSTEMS 04

TYPES OF **ROLLERS** 06

- Metallic Rollers
- HPD Rollers
- Composite Rollers
- Impact Rollers
- Rubber Disc Return Rollers
- Pipe Conveyor Rollers

TYPES OF IDLER **STATIONS** 08

- Troughing Idlers
- Impact Idlers
- Garland Idlers
- Return Idler Stations
- Transition Idlers

ROLLER **ORDER CODING** 10

SHAFT **ENDS** 12

ROLLERS **IN ACCORDANCE WITH YOUR PROCESS** 14

TROUGHING IDLERS 15

- Equal Troughing Idlers
- Unequal Troughing Idlers
- Low Profile Idlers
- Self-Aligning Troughing Idlers

IMPACT IDLERS 23

- Equal Impact Troughing Idlers
- Unequal Impact Troughing Idlers

RETURN IDLER STATION 27

- Self-Aligning Return Idlers
- V-Return Idlers
- Return Idlers
- Flat Idlers
- Rubber Disc Return Idlers
- Disc Flat Idler

ROLLER DATA SHEET 33

LUFH-CBS

LUFH Conveyor Belt Systems, supplies high quality and top performance conveyor belts and conveyor system components, with excellent follow-through technical support and after-sales service. Our products are specialized for the oil, mining, industrial and construction fields, thus fulfilling the applicable requirements of the interested parties for the client's satisfaction. LUFH seeks excellence through continuous improvement of the Quality Management System by employing highly competent and motivated human talent, and by having adequate facilities and instruments that allow us to meet high quality standards.

Our technical department is able to provide improvement proposals based on an innovative approach and adapting to the needs or demands of the client. We put special emphasis on meeting customer requirements with reliability and punctuality, providing guarantee and after-sales service.

Our products are in accordance with **KS, DIN, ISO, CEMA, JIS** Quality Standards and others upon customer request.

"Seeking excellency through the continuous improvement of our Quality Management System"

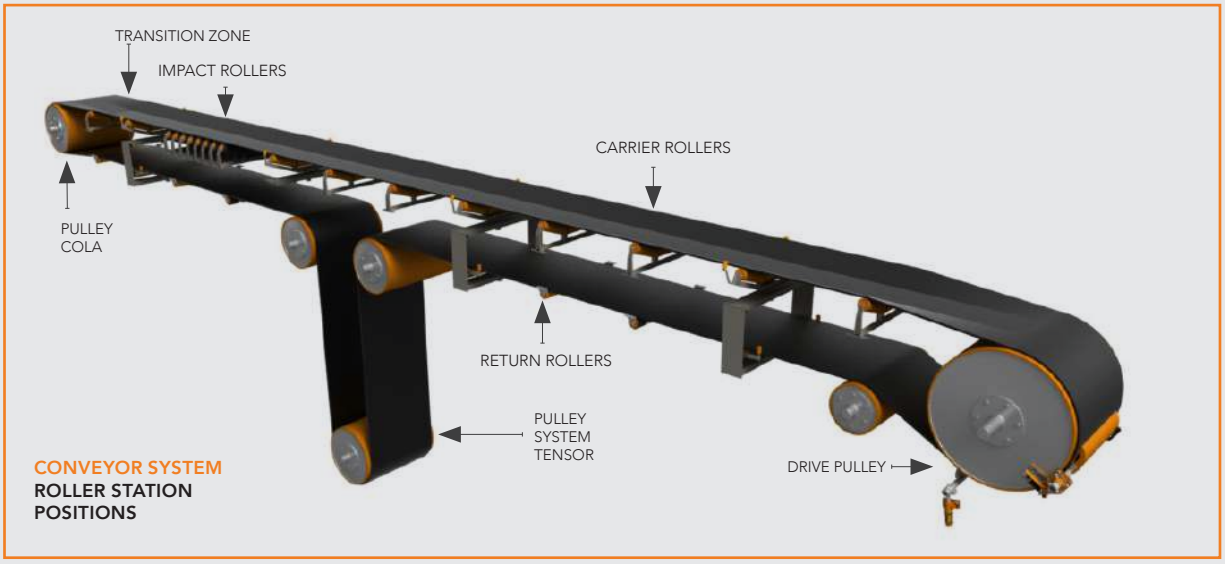

CONVEYOR SYSTEM
ROLLER STATION POSITIONS

General charactheristics

OF LUFH ROLLERS

Industrial belt conveyor systems are designed to transport bulk cargo from one point to another, by means of a special rubber belt, mounted between the main and other auxiliary pulleys, supported in its route by different types of rollers. **LUFH-CBS** designs, selects and manufactures these elements with strict quality controls to ensure a long service lifespan and to provide a free rolling belt, so that the system works regularly, reliable and aligned.

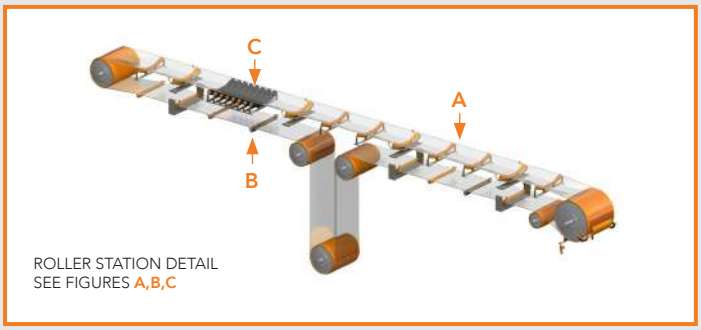

ROLLER STATION DETAIL
SEE FIGURES A,B,C



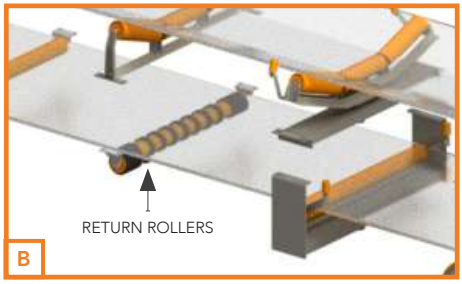



PRODUCTION CAPACITY

LUFH-CBS has a high-tech manufacturing and automation process, which allows us to produce rollers according to high international standards, performance, and quality.

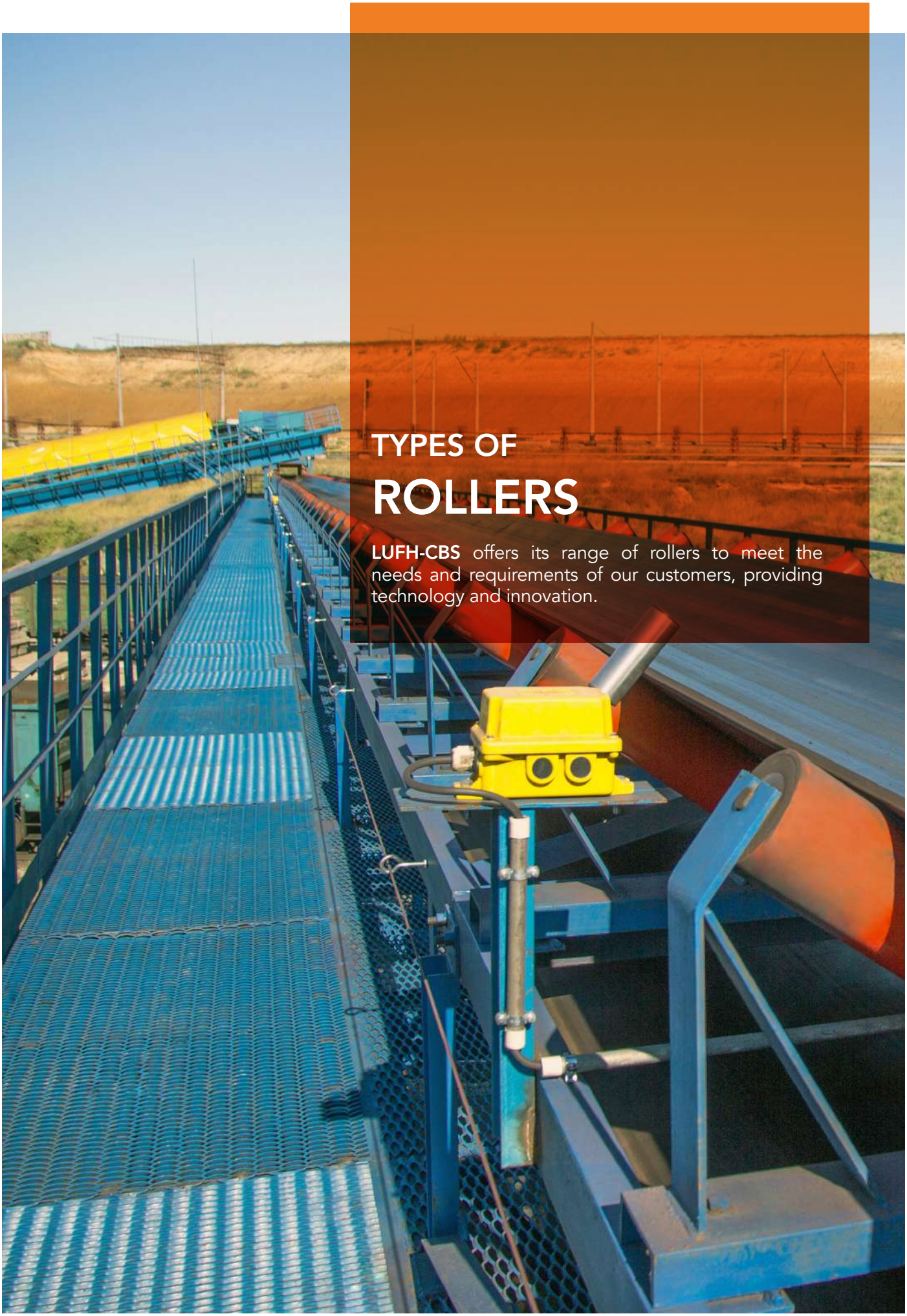

TYPES OF ROLLERS

LUFH-CBS offers its range of rollers to meet the needs and requirements of our customers, providing technology and innovation.



Metal
ROLLERS

Metal rollers which are commonly used for carrier and / or return stations consist of a steel shaft, and a steel shell with a tube wall thickness of between 3-5 mm.



HPD
ROLLERS

These consist of a steel shaft and a HDPE (High Density Polyethylene) housing. Superior resistance to corrosion and abrasion, with a plastic shaft cover to minimize noise. Light weight (15-20%).



Composite
ROLLERS

These consist of a steel shaft and a steel housing. The roller cover is composed of polypropylene and additives that improve the performance of the roller. Resistant to corrosion and wear. Radial deviation (T.I.R) ≤0.1. Fire resistant, antimagnetic and present excellent performance against sticky material. Maximized bearing life.



Impact
ROLLERS

These are supplied with a reusable shaft in which the rubber discs or the ribbed rubber cover can be replaced. Replaceable rubber wheels feature a design that maximizes impact absorption. It is waterproof and dustproof with a triple seal. Excellent for shock.



Rubbers Discs
RETURN ROLLERS

These are supplied with a reusable shaft in which the rubber discs. Prevents decoupling of the rubber disc throughout the insert. It is waterproof and dustproof with a triple seal. Rubber wheels FRAS (UL94 V2-VO).

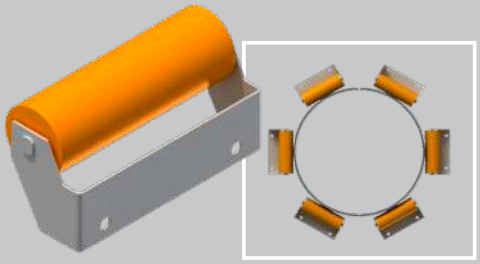

Pipe Conveyor
ROLLERS

These high quality and durability rollers are for application in transport systems with tubular belts. They provide perfect resistance to water and dust, prolonging their useful life (IP55 protection standard). The best T.I.R value (less than 0.5 mm).

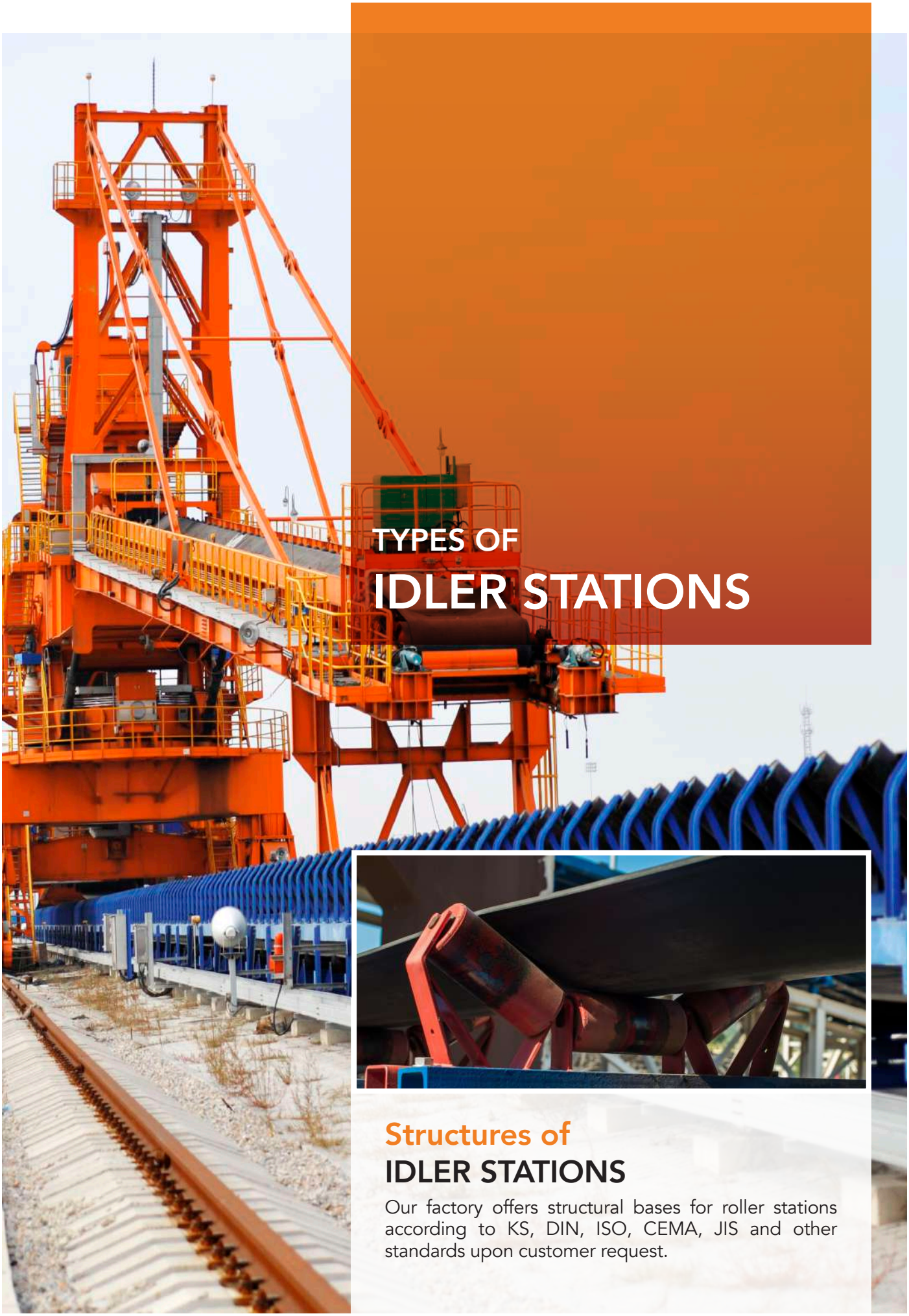

TYPES OF IDLER STATIONS

Structures of IDLER STATIONS

Our factory offers structural bases for roller stations according to KS, DIN, ISO, CEMA, JIS and other standards upon customer request.



Troughing
IDLERS

These belt supports are generally made up of three rollers; one central and two wing rollers inclined between 20 and 40 degrees, supported by a metal base or frame that can be fixed or self-aligning.



Impact
IDLERS

They are the support points of the belt in the loading area of the conveyor; these are generally made up of three rollers, one central and two inclined that can have 20 to 45 degrees, supported by a metal base or frame. Its special feature is that the rollers are manufactured with a rubber ring cover, which absorbs the energy of the impact generated by the mineral falling on the belt and reduce the belt´s deterioration.

Garland
IDLERS

Carrier and impact stations can also be hanging, garland or catenary type, for special applications where it is necessary to avoid the traditional metal base, as well as to improve impact absorption and load adaptability.



Return
IDLER STATION

These support points of the belt in their return path, are generally formed by a horizontal roller or two rollers forming a V, the latter with inclinations of 5, 10 and 15 degrees, supported by a metal base or frame that can be fixed or self-aligning. The rollers can be smooth metal, with rubber rings or spiral-shaped surface to reduce the accumulation of material on the surface of the roller and to detach the adhered material from the surface of the belt.



Transition
IDLERS

These are the belt support points in the load transition area between the end pulley and the last normally inclined roller. These are generally formed by three rollers supported by a metal base or frame. The sides are adjustable according to the angle required in the transition area.

Roller
ORDER CODING

Types of roller	CRI
Roller diameter, in (mm)	6 (152.4)
Shell thickness, in (mm)	1/8 (3)
Roller length, in (mm)	51 3/8 (1305.56)
Shaft end	TIS
Belt width (BW), in (mm)	60 (1524)
Standard LUFH	LUFH-MDD
Application suffixes	EAV
Troughing angle (°)	20

Codes
OF ROLLERS

CODE	DESCRIPTION	
CRI	Equal troughing roller	
CRU	Unequal troughing roller	
CRH	HPD roller	
CRC	Composite roller	
IR	Impact roller	
NIR	Unequal impact roller	
RR	Return roller	
RRD	Rubber discs return roller	
RRH	HPD return roller	
RRC	Composite return roller	
SPR	Spiral return roller	
PSK	Pipe conveyor roller	
LS	Live Shaft	

***OTHERS**: Request advice from our Technical Department.

Codes
OF APPLICATION

CODE	DESCRIPTION	
ECRI	Equal troughing idlers	
ECRU	Unequal troughing idlers	
ECIR	Equal impact troughing idlers	
ECIRU	Unequal impact troughing idlers	
ECAT	Self aligning troughing idlers	
ERV	V- Return idlers	
ERAT	Self aligning return idlers	
ERBP	Low profile channel	
CT	Garland idlers	
EAV	Transition idlers	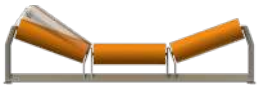

STANDARD LUFH-CBS

- **LUFH-LDB:**
  Light duty rollers, diameters 4″ and 5″
- **LUFH-MDC:**
  Medium duty rollers, diameters 5″ and 6″
- **LUFH-MDD:**
  Medium duty rollers, diameters 5″ and 6″
- **LUFH-HDE:**
  Heavy duty rollers, diameters″ 6″ and 7″

Example
OF ROLLER ORDER CODING

Units	Idler rollers									
(in)	**CRI**	6	1/8	51 3/8	TIS	60	LUFH-MDD	ECRI	20	

Units	Idler rollers									
(in)	**CRI**	6	1/8	51 3/8	TIS	60	LUFH-MDD	-	-	

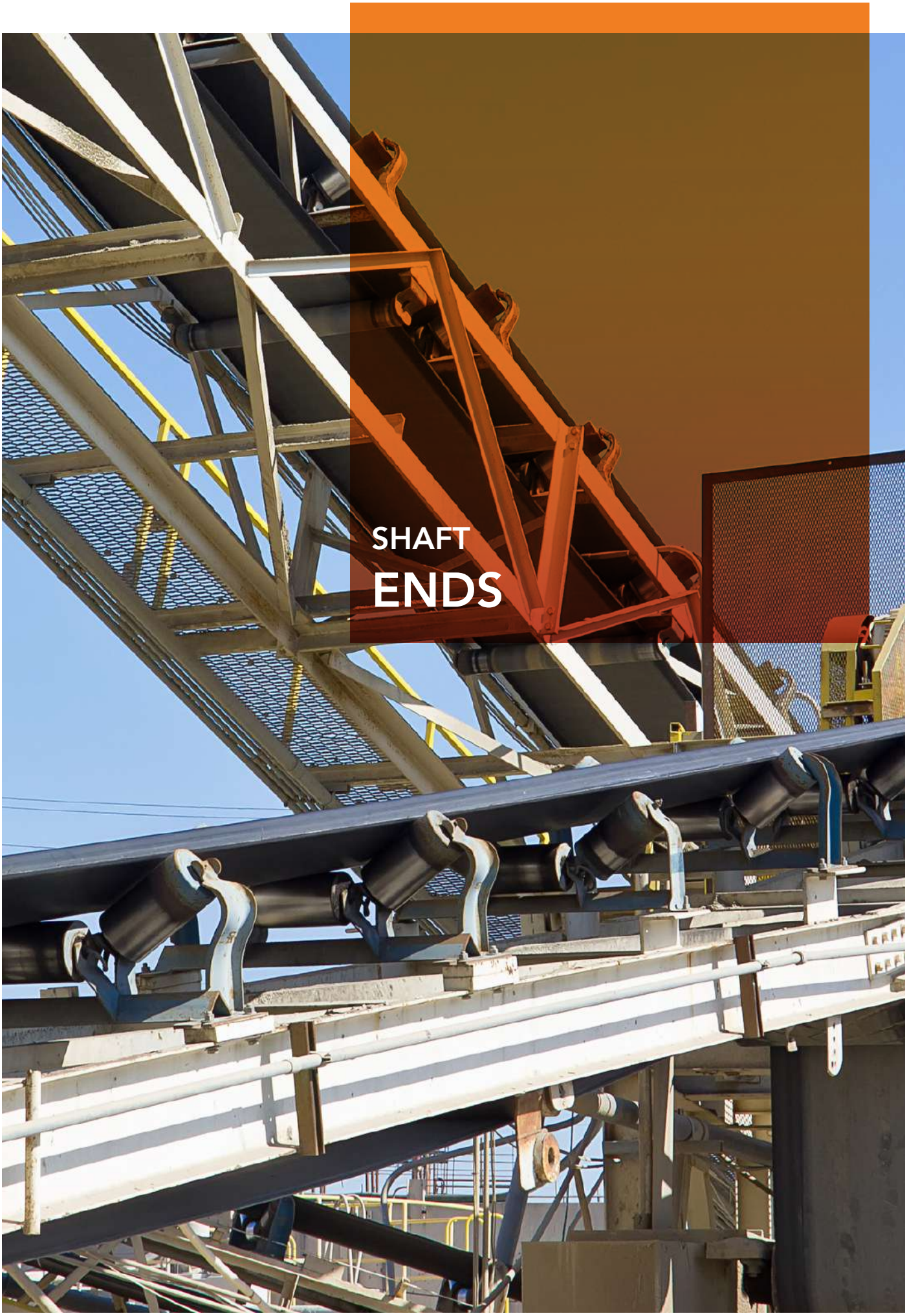

SHAFT ENDS

CODE / TIS	DIMENSIONS			
DESCRIPTION INTERNAL SINGLE FLAT				
	d	20		25
	b1	17		22
	m	4	10	4	10
	n	9	38	12	38
	a	5	5	5	5

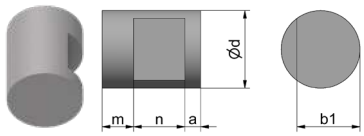

CODE / TID	DIMENSIONS			
DESCRIPTION INTERNAL DOUBLE FLAT				
	d	20		25	
	b2	14	15	18	20
	m	4	10	4	10
	n	9	38	12	38
	a	5	5	5	5

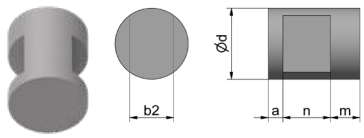

CODE /TS	CODE /TD	DIMENSIONS				
DESCRIPTION SINGLE FLAT	DESCRIPTION DOUBLE FLAT					
		d	20	25	30	35	40
		b1	17	22	27	32	37
		b2	14	18	22	27	32
		m	4	4	4	4	4
		n	9	12	12	12	12
		a	--	--	--	--	--

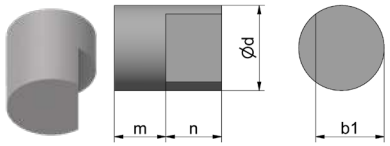

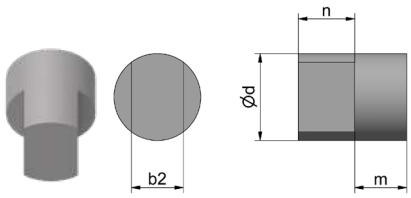

CODE /THS	DIMENSIONS		
DESCRIPTION HEXAGONAL SHAFT			
	m	**n**	**s**
	4	14	4

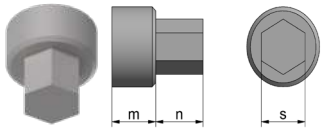

CODE /TIT	DIMENSIONES		
DESCRIPTION INTERNAL THREAD			
	d	**m**	**n**
	M10	4	3

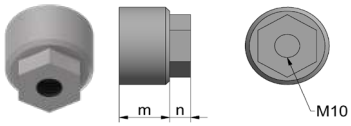

CODE / THN	DIMENSIONS	
DESCRIPTION EXTERNAL THREAD AND NUT		
	d	**m**	**n**
	M10	10	18
	M12	10	20
	M16	10	25
	M20	10	30

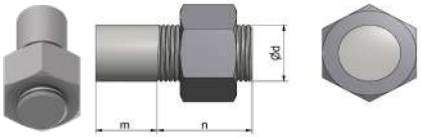

CODE /TGH	DIMENSIONS									
DESCRIPTION GARLAND WITH HOLE										
	d	20		25		30		35	40	45	50
	d1	8,5	11	11	13	13	15	15	15	17	21
	m	10	10	10	10	20	24	24	24	20	20
	n	-	-	-	-	-	-	-	-	-	-
	p	10	12	12	15	15	16	16	16	20	24
	b	Apply chamfer up to d=45mm; from d=50mm apply fillet equal to the value expressed for p.									

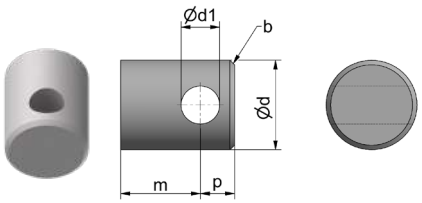

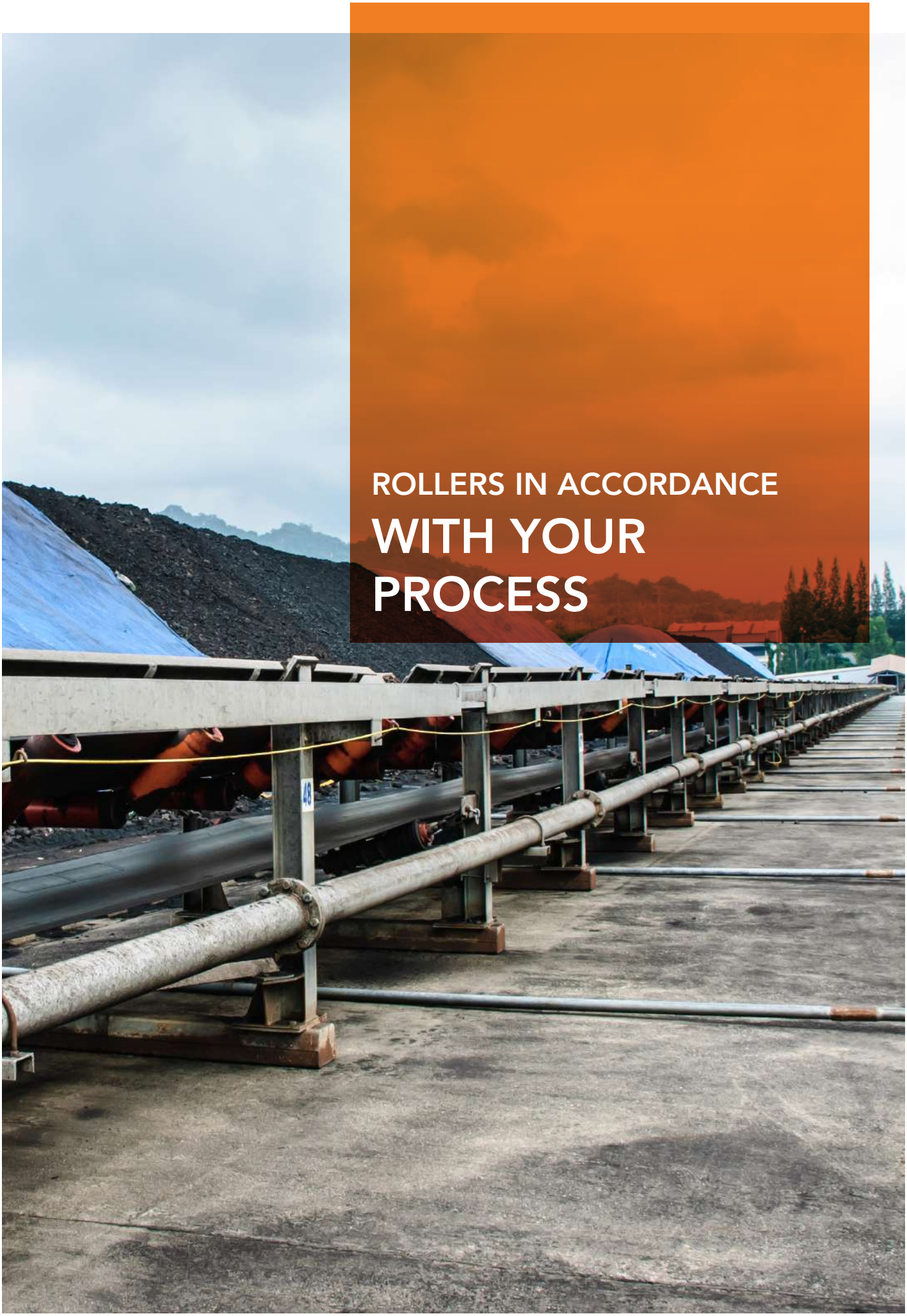

ROLLERS IN ACCORDANCE
WITH YOUR PROCESS

CARRIER

Equal TROUGHING IDLERS

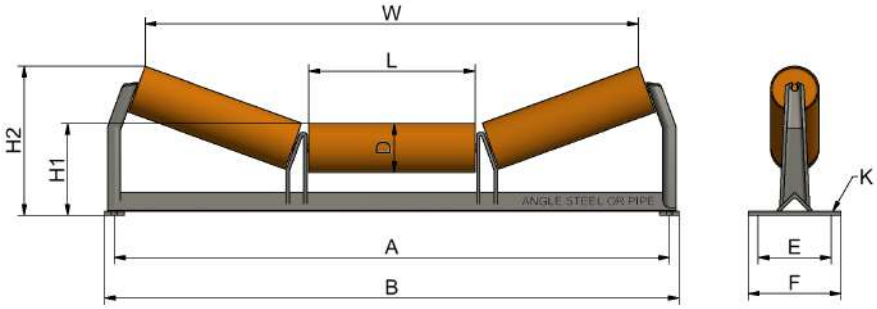

LUFH-LDB CEMA B															ROLLER DIAMETER											
															4"						5"					
															101.6 mm						127 mm					
Troughing Angle	Belt Width		A		B		L		E		F		K		H_1		H_2		W		H_1		H_2		W	
	in	mm	in	mm	in	mm	in	mm	in	mm	in	mm	in	mm	in	mm	in	mm	in	mm	in	mm	in	mm	in	mm
20	14	356	23	584	25	635	6 1/16	154	6	152	8	203	1/2	13	7	178	9 1/16	230	16 15/16	430						
	16	406	25	635	27	686	6 1/16	154	6	152	8	203	1/2	13	7	178	9 1/16	230	18 1/4	464						
	18	457	27	686	29	737	6 3/4	171	6	152	8	203	1/2	13	8	203	10 7/16	265	21 1/16	535	8 1/2	216	11	279	21 7/8	556
	24	610	33	838	35	889	9 1/16	230	6	152	8	203	1/2	13	8	203	11 3/16	284	27 15/16	710	8 1/2	216	11 11/16	297	27 5/8	702
	30	762	39	991	41	1041	11 1/8	283	6	152	8	203	1/2	13	8 1/8	206	12 1/8	308	33 5/8	854	8 5/8	219	12 9/16	319	33 3/8	848
	36	914	45	1143	47	1194	13 1/4	337	6	152	8	203	1/2	13	8 1/8	206	12 13/16	325	39 3/4	1010	8 5/8	219	13 5/16	338	39 7/16	1002
	42	1067	51	1295	53	1346	15 7/16	392	7 1/2	191	9 1/2	241	5/8	16	8 1/2	216	13 15/16	354	46 1/16	1170	9	229	14 7/16	367	45 3/4	1162
	48	1219	57	1448	59	1499	17 1/16	433	7 1/2	191	9 1/2	241	5/8	16	8 1/2	216	13 3/8	340	51 11/16	1313	9	229	14 7/16	367	50 5/8	1286
35	18	457	27	686	29	737	6 3/4	171	6	152	8	203	1/2	13	8	203	12 1/8	308	19 3/8	492	8 1/2	216	12 3/8	314	19 7/16	494
	24	610	33	838	35	889	9 1/16	230	6	152	8	203	1/2	13	8	203	13 3/8	340	25 5/16	643	8 1/2	216	13 13/16	351	24 11/16	627
	30	762	39	991	41	1041	11 1/8	283	6	152	8	203	1/2	13	8 1/8	206	14 3/4	375	30 15/16	786	8 5/8	219	15 3/16	386	30 3/8	772
	36	914	45	1143	47	1194	13 1/4	337	6	152	8	203	1/2	13	8 1/8	206	15 15/16	405	36 1/2	927	8 5/8	219	16 3/8	416	35 15/16	913
	42	1067	51	1295	53	1346	15 7/16	392	7 1/2	191	9 1/2	241	5/8	16	8 1/2	216	17 5/8	448	42 5/16	1075	9	229	18 1/16	459	41 3/4	1060
	48	1219	57	1448	59	1499	17 1/16	433	7 1/2	191	9 1/2	241	5/8	16	8 1/2	216	18 7/16	468	46 3/8	1178	9	229	18 7/8	479	45 13/16	1164
45	18	457	27	686	29	737	6 3/4	171	6	152	8	203	1/2	13	8	203	13 3/16	335	18 1/8	460	8 1/2	216	13 3/8	340	17 15/16	456
	24	610	33	838	35	889	9 1/16	230	6	152	8	203	1/2	13	8	203	14 11/16	373	22 3/16	564	8 1/2	216	15 1/16	383	22 3/4	578
	30	762	39	991	41	1041	11 1/8	283	6	152	8	203	1/2	13	8 1/8	206	16 3/8	416	28 11/16	729	8 5/8	219	16 3/4	425	28 1/16	713
	36	914	45	1143	47	1194	13 1/4	337	6	152	8	203	1/2	13	8 1/8	206	17 7/8	454	33 7/8	860	8 5/8	219	18 3/16	462	33 1/8	841
	42	1067	51	1295	53	1346	15 7/16	392	7 1/2	191	9 1/2	241	5/8	16	8 1/2	216	19 13/16	503	39 1/8	994	9	229	20 1/8	511	38 7/16	976
	48	1219	57	1448	59	1499	17 1/16	433	7 1/2	191	9 1/2	241	5/8	16	8 1/2	216	21 7/16	545	41 1/2	1054	9	229	21 3/16	538	42 1/16	1068

Equal TROUGHING IDLERS

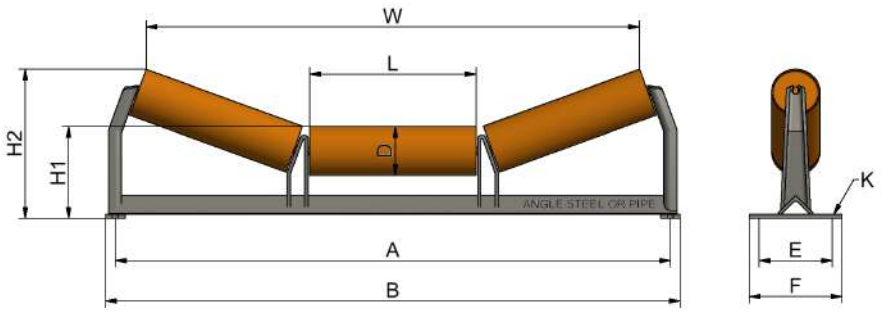

LUFH-MDC CEMA C															ROLLER DIAMETER											
															5"						6"					
															127 mm						152.4 mm					
Troughing Angle	Belt Width		A		B		L		E		F		K		H_1		H_2		W		H_1		H_2		W	
	in	mm	in	mm	in	mm	in	mm	in	mm	in	mm	in	mm	in	mm	in	mm	in	mm	in	mm	in	mm	in	mm
20	18	457	27	686	29	737	6 3/4	171	6	152	8	203	1/2	13	8 1/2	216	11	279	21 7/8	556	9	229	11 7/16	291	21 9/16	548
	24	610	33	838	35	889	9 1/16	230	6	152	9 1/2	241	1/2	13	8 1/2	216	11 11/16	297	27 5/8	702	9	229	12 1/8	308	27 5/16	694
	30	762	39	991	41	1041	11 1/8	283	6	152	9 1/2	241	1/2	13	8 5/8	219	12 9/16	319	33 3/8	848	9 1/8	232	13 1/16	332	32 15/16	837
	36	914	45	1143	47	1194	13 1/4	337	6	152	9 1/2	241	1/2	13	8 5/8	219	13 5/16	338	39 7/16	1002	9 1/8	232	13 3/4	349	39 1/8	994
	42	1067	51	1295	53	1346	15 7/16	392	7 1/2	191	9 1/2	241	5/8	16	9	229	14 7/16	367	45 3/4	1162	9 1/2	241	14 7/8	378	45 7/16	1154
	48	1219	57	1448	59	1499	17 1/16	433	7 1/2	191	9 1/2	241	5/8	16	9	229	14 7/8	378	50 5/8	1286	9 1/2	241	15 3/8	391	50 5/16	1278
	54	1372	63	1600	65	1651	19 1/16	484	9	229	11	279	5/8	16	9	229	15 3/4	400	56 7/16	1434	9 1/2	241	16 1/8	410	56 1/16	1424
	60	1524	69	1753	71 1/2	1816	21 1/16	535	9	229	11	279	5/8	16	9	229	16 1/2	419	62 3/16	1580	9 1/2	241	16 3/4	425	61 7/8	1572
35	18	457	27	686	29	737	6 3/4	171	6	152	8	203	1/2	13	8 1/2	216	12 3/8	314	19 7/16	494	9	229	13 1/16	332	18 7/8	479
	24	610	33	838	35	889	9 1/16	230	6	152	9 1/2	241	1/2	13	8 1/2	216	13 13/16	351	24 11/16	627	9	229	14 3/16	360	24 1/8	613
	30	762	39	991	41	1041	11 1/8	283	6	152	9 1/2	241	1/2	13	8 5/8	219	15 3/16	386	30 3/8	772	9 1/8	232	15 11/16	398	29 13/16	757
	36	914	45	1143	47	1194	13 1/4	337	6	152	9 1/2	241	1/2	13	8 5/8	219	16 3/8	416	35 15/16	913	9 1/8	232	16 13/16	427	35 7/16	900
	42	1067	51	1295	53	1346	15 7/16	392	7 1/2	191	9 1/2	241	5/8	16	9	229	18 1/16	459	41 3/4	1060	9 1/2	241	18 7/16	468	41 3/16	1046
	48	1219	57	1448	59	1499	17 1/16	433	7 1/2	191	9 1/2	241	5/8	16	9	229	18 7/8	479	45 13/16	1164	9 1/2	241	19 1/4	489	45 1/4	1149
	54	1372	63	1600	65	1651	19 1/16	484	9	229	11	279	5/8	16	9	229	20	508	51 1/8	1299	9 1/2	241	20 7/16	519	50 1/2	1283
	60	1524	69	1753	71 1/2	1816	21 1/16	535	9	229	11	279	5/8	16	9	229	21 3/16	538	56 3/8	1432	9 1/2	241	21 9/16	548	55 13/16	1418
45	18	457	27	686	29	737	6 3/4	171	6	152	8	203	1/2	13	8 1/2	216	13 3/8	340	17 15/16	456	9	229	14	356	17 1/4	438
	24	610	33	838	35	889	9 1/16	230	6	152	9 1/2	241	1/2	13	8 1/2	216	15 1/16	383	22 3/4	578	9	229	15 7/16	392	22 1/16	560
	30	762	39	991	41	1041	11 1/8	283	6	152	9 1/2	241	1/2	13	8 5/8	219	16 3/4	425	28 1/16	713	9 1/8	232	17 1/16	433	27 3/8	695
	36	914	45	1143	47	1194	13 1/4	337	6	152	9 1/2	241	1/2	13	8 5/8	219	18 3/16	462	33 1/8	841	9 1/8	232	18 9/16	471	32 5/16	821
	42	1067	51	1295	53	1346	15 7/16	392	7 1/2	191	9 1/2	241	5/8	16	9	229	20 1/8	511	38 7/16	976	9 1/2	241	20 1/2	521	37 11/16	957
	48	1219	57	1448	59	1499	17 1/16	433	7 1/2	191	9 1/2	241	5/8	16	9	229	21 3/16	538	42 1/16	1068	9 1/2	241	21 9/16	548	41 3/8	1051
	54	1372	63	1600	65	1651	19 1/16	484	9	229	11	279	5/8	16	9	229	22 7/8	581	46 15/16	1192	9 1/2	241	23	584	46 3/16	1173
	60	1524	69	1753	71 1/2	1816	21 1/16	535	9	229	11	279	5/8	16	9	229	24 1/16	611	51 3/4	1314	9 1/2	241	24 3/8	619	51	1295

LUFH-MDD CEMA D															ROLLER DIAMETER											
															5″						6″					
															127 mm						152.4 mm					
Troughing Angle	Belt Width		A		B		L		E		F		K		H_1		H_2		W		H_1		H_2		W	
	in	mm	in	mm	in	mm	in	mm	in	mm	in	mm	in	mm	in	mm	in	mm	in	mm	in	mm	in	mm	in	mm
20	24	610	33	838	35	889	9 1/16	230	6	152	9 1/2	241	1/2	13	8 1/2	216	11 11/16	297	27 5/8	702	9	229	12 1/8	308	27 5/16	694
	30	762	39	991	41	1041	11 1/8	283	6	152	9 1/2	241	1/2	13	8 5/8	219	12 9/16	319	33 3/8	848	9	229	13 1/16	332	32 15/16	837
	36	914	45	1143	47	1194	13 1/4	337	6	152	9 1/2	241	1/2	13	8 5/8	219	13 5/16	338	39 7/16	1002	9 1/8	232	13 3/4	349	39 1/8	994
	42	1067	51	1295	53	1346	15 7/16	392	7 1/2	191	9 1/2	241	5/8	16	9	229	14 7/16	367	45 3/4	1162	9 1/8	232	14 7/8	378	45 7/16	1154
	48	1219	57	1448	59	1499	17 1/16	433	7 1/2	191	9 1/2	241	5/8	16	9	229	14 7/8	378	50 5/8	1286	9 1/2	241	15 3/8	391	50 5/16	1278
	54	1372	63	1600	65	1651	19 1/16	484	9	229	11	279	5/8	16	9	229	15 3/4	400	56 7/16	1434	9 1/2	241	16 1/8	410	56 1/16	1424
	60	1524	69	1753	71 1/2	1816	21 1/16	535	9	229	11	279	5/8	16	9	229	16 1/2	419	62 3/16	1580	9 1/2	241	16 3/4	425	61 7/8	1572
	72	1829	81	2057	83 1/2	2121	26	660	9	229	11	279	5/8	16	9 1/2	241	18 3/8	467	76 3/16	1935	10	254	18 7/8	479	75 13/16	1926
35	24	610	33	838	35	889	9 1/16	230	6	152	9 1/2	241	1/2	13	8 1/2	216	13 13/16	351	24 11/16	627	9	229	14 3/16	360	24 1/8	613
	30	762	39	991	41	1041	11 1/18	281	6	152	9 1/2	241	1/2	13	8 5/8	219	15 3/16	386	30 3/8	772	9	229	15 11/16	398	29 13/16	757
	36	914	45	1143	47	1194	13 1/4	337	6	152	9 1/2	241	1/2	13	8 5/8	219	16 3/8	416	35 15/16	913	9 1/8	232	16 13/16	427	35 7/16	900
	42	1067	51	1295	53	1346	15 7/16	392	7 1/2	191	9 1/2	241	5/8	16	9	229	18 1/16	459	41 3/4	1060	9 1/8	232	18 7/16	468	41 3/16	1046
	48	1219	57	1448	59	1499	17 1/16	433	7 1/2	191	9 1/2	241	5/8	16	9	229	18 7/8	479	45 13/16	1164	9 1/2	241	19 1/4	489	45 1/4	1149
	54	1372	63	1600	65	1651	19 1/16	484	9	229	11	279	5/8	16	9	229	20	508	51 1/8	1299	9 1/2	241	20 7/16	519	50 1/2	1283
	60	1524	69	1753	71 1/2	1816	21 1/16	535	9	229	11	279	5/8	16	9	229	21 3/16	538	56 3/8	1432	9 1/2	241	21 9/16	548	55 13/16	1418
	72	1829	81	2057	83 1/2	2121	26	660	9	229	11	279	5/8	16	9 1/2	241	24 7/16	621	69 9/16	1767	10	254	24 7/8	632	69 1/16	1754
45	24	610	33	838	35	889	9 1/16	230	6	152	9 1/2	241	1/2	13	8 1/2	216	15 1/16	383	22 3/4	578	9	229	15 7/16	392	22 1/16	560
	30	762	39	991	41	1041	11 1/8	283	6	152	9 1/2	241	1/2	13	8 5/8	219	16 3/4	425	28 1/16	713	9	229	17 1/16	433	27 3/8	695
	36	914	45	1143	47	1194	13 1/4	337	6	152	9 1/2	241	1/2	13	8 5/8	219	18 3/16	462	33 1/8	841	9 1/8	232	18 9/16	471	32 5/16	821
	42	1067	51	1295	53	1346	15 7/16	392	7 1/2	191	9 1/2	241	5/8	16	9	229	20 1/8	511	38 7/16	976	9 1/8	232	20 1/2	521	37 11/16	957
	48	1219	57	1448	59	1499	17 1/16	433	7 1/2	191	9 1/2	241	5/8	16	9	229	21 3/16	538	42 1/16	1068	9 1/2	241	21 9/16	548	41 3/8	1051
	54	1372	63	1600	65	1651	19 1/16	484	9	229	11	279	5/8	16	9	229	22 7/8	581	46 15/16	1192	9 1/2	241	23	584	46 3/16	1173
	60	1524	69	1753	71 1/2	1816	21 1/16	535	9	229	11	279	5/8	16	9	229	24 1/16	611	51 3/4	1314	9 1/2	241	24 3/8	619	51	1295
	72	1829	81	2057	83 1/2	2121	26	660	9	229	11	279	5/8	16	9 1/2	241	28	711	63 15/16	1624	10	254	28 5/16	719	63 1/4	1607

LUFH-HDE CEMA E															ROLLER DIAMETER											
															6″						7″					
															152.4 mm						177.8 mm					
Troughing Angle	Belt Width		A		B		L		E		F		K		H_1		H_2		W		H_1		H_2		W	
	in	mm	in	mm	in	mm	in	mm	in	mm	in	mm	in	mm	in	mm	in	mm	in	mm	in	mm	in	mm	in	mm
20	36	914	45	1143	47	1194	13 1/4	337	6	152	9 1/2	241	1/2	13	8 5/8	219	13 5/16	338	39 7/16	1002	9 1/8	232	13 3/4	349	39 1/8	994
	42	1067	51	1295	53	1346	15 7/16	392	7 1/2	191	9 1/2	241	5/8	16	9	229	14 7/16	367	45 3/4	1162	9 1/2	241	14 7/8	378	45 7/16	1154
	48	1219	57	1448	59	1499	17 1/16	433	7 1/2	191	9 1/2	241	5/8	16	9	229	14 7/8	378	50 5/8	1286	9 1/2	241	15 3/8	391	50 5/16	1278
	54	1372	63	1600	65	1651	19 1/16	484	9	229	11	279	5/8	16	9	229	15 3/4	400	56 7/16	1434	9 1/2	241	16 1/8	410	56 1/16	1424
	60	1524	69	1753	71 1/2	1816	21 1/16	535	9	229	11	279	5/8	16	9	229	16 1/2	419	62 3/16	1580	9 1/2	241	16 3/4	425	61 7/8	1572
	72	1829	81	2057	83 1/2	2121	26	660	9	229	11	279	5/8	16	9 1/2	241	18 3/8	467	76 3/16	1935	10	254	18 7/8	479	75 13/16	1926
	84	2134	93	2362	95 1/2	2426	29 1/2	749	12	305	14	356	3/4	19	11 3/4	298	22 1/16	560	88 1/16	2237	12 1/4	311	22 3/8	568	88 1/2	2248
	96	2438	105	2667	107 1/2	2731	33 1/2	851	12	305	14	356	3/4	19	11 3/4	298	23 7/16	595	99 5/8	2530	12 1/4	311	23 3/4	603	100 1/16	2542
35	36	914	45	1143	47	1194	13 1/4	337	6	152	9 1/2	241	1/2	13	8 5/8	219	16 3/8	416	35 15/16	913	9 1/8	232	16 13/16	427	35 7/16	900
	42	1067	51	1295	53	1346	15 7/16	392	7 1/2	191	9 1/2	241	5/8	16	9	229	18 1/6	461	41 3/4	1060	9 1/2	241	18 7/16	468	41 3/16	1046
	48	1219	57	1448	59	1499	17 1/16	433	7 1/2	191	9 1/2	241	5/8	16	9	229	18 7/8	479	45 13/16	1164	9 1/2	241	19 1/4	489	45 1/4	1149
	54	1372	63	1600	65	1651	19 1/16	484	9	229	11	279	5/8	16	9	229	20	508	51 1/8	1299	9 1/2	241	20 7/16	519	50 1/2	1283
	60	1524	69	1753	71 1/2	1816	21 1/16	535	9	229	11	279	5/8	16	9	229	21 3/16	538	56 3/8	1432	9 1/2	241	21 9/16	548	55 13/16	1418
	72	1829	81	2057	83 1/2	2121	26	660	9	229	11	279	5/8	16	9 1/2	241	24 7/16	621	69 9/16	1767	10	254	24 7/8	632	69 1/16	1754
	84	2134	93	2362	95 1/2	2426	29 1/2	749	12	305	14	356	3/4	19	11 3/4	298	29 1/16	738	79 11/16	2024	12 1/4	311	29 3/8	746	79 1/8	2010
	96	2438	105	2667	107 1/2	2731	33 1/2	851	12	305	14	356	3/4	19	11 3/4	298	31 1/8	791	90 5/8	2302	12 1/4	311	31 7/16	799	85 1/16	2161
45	36	914	45	1143	47	1194	13 1/4	337	6	152	9 1/2	241	1/2	13	8 5/8	219	18 3/16	462	33 1/8	841	9 1/8	232	18 9/16	471	32 5/16	821
	42	1067	51	1295	53	1346	15 7/16	392	7 1/2	191	9 1/2	241	5/8	16	9	229	20 1/8	511	38 7/16	976	9 1/2	241	20 1/2	521	37 11/16	957
	48	1219	57	1448	59	1499	17 1/16	433	7 1/2	191	9 1/2	241	5/8	16	9	229	21 3/16	538	42 1/16	1068	9 1/2	241	21 9/16	548	41 3/8	1051
	54	1372	63	1600	65	1651	19 1/16	484	9	229	11	279	5/8	16	9	229	22 7/8	581	46 15/16	1192	9 1/2	241	23	584	46 3/16	1173
	60	1524	69	1753	71 1/2	1816	21 1/16	535	9	229	11	279	5/8	16	9	229	24 1/16	611	51 3/4	1314	9 1/2	241	24 3/8	619	51	1295
	72	1829	81	2057	83 1/2	2121	26	660	9	229	11	279	5/8	16	9 1/2	241	28	711	63 15/16	1624	10	254	28 5/16	719	63 1/4	1607
	84	2134	93	2362	95 1/2	2426	29 1/2	749	12	305	14	356	3/4	19	11 3/4	298	32 3/4	832	72 13/16	1849	11 3/4	298	33 1/16	840	73 1/4	1861
	96	2438	105	2667	107 1/2	2731	33 1/2	851	12	305	14	356	3/4	19	11 3/4	298	35 9/16	903	82 1/4	2089	11 3/4	298	35 7/8	911	82 11/16	2100

Unequal
CARRIER ROLLER IDLERS

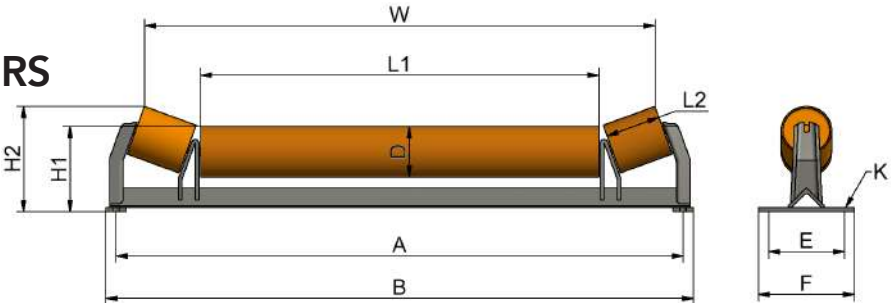

LUFH-LDB CEMA B																	ROLLER DIAMETER											
																	4"						5"					
																	101.6 mm						127 mm					
Troughing Angle	Belt Width		A		B		L_1		L_2		E		F		K		H_1		H_2		W		H_1		H_2		W	
	in	mm	in	mm	in	mm	in	mm	in	mm	in	mm	in	mm	in	mm	in	mm	in	mm	in	mm	in	mm	in	mm	in	mm
20	24	610	33	838	35	889	15 7/16	392	5 7/16	138	6	152	8	203	1/2	13	7	178	9 1/16	230	26 15/16	684	7 1/2	191	9 7/16	240	26 9/16	675
	30	762	39	991	41	1041	21 3/8	543	5 7/16	138	6	152	8	203	1/2	13	7	178	9 1/16	230	32 7/8	835	7 1/2	191	9 7/16	240	32 1/2	826
	36	914	45	1143	47	1194	27 3/8	695	5 7/16	138	6	152	8	203	1/2	13	7	178	9 1/16	230	38 7/8	987	7 1/2	191	9 7/16	240	38 1/2	978
	42	1067	51	1295	53	1346	33 3/8	848	5 7/16	138	7 1/2	191	9 1/2	241	5/8	16	7 1/2	191	9 9/16	243	44 7/8	1140	8	203	9 15/16	252	44 1/2	1130
	48	1219	57	1448	59	1499	39 3/8	1000	5 7/16	138	7 1/2	191	9 1/2	241	5/8	16	7 1/2	191	9 9/16	243	50 7/8	1292	8	203	9 15/16	252	50 1/2	1283
35	24	610	33	838	35	889	13 1/4	337	7	178	6	152	8	203	1/2	13	7	178	11	279	25 7/16	646	7 1/2	191	11 3/8	289	24 7/8	632
	30	762	39	991	41	1041	15 7/16	392	7	178	6	152	8	203	1/2	13	7	178	12 1/4	311	31 1/4	794	7 1/2	191	12 5/8	321	30 11/16	779
	36	914	45	1143	47	1194	21 3/8	543	7	178	6	152	8	203	1/2	13	7	178	12 1/4	311	37 1/8	943	7 1/2	191	12 5/8	321	36 9/16	929
	42	1067	51	1295	53	1346	21 3/8	543	7 1/2	191	7 1/2	191	9 1/2	241	5/8	16	7 1/2	191	14	356	40 3/16	1021	8	203	14 3/8	365	40 3/4	1035
	48	1219	57	1448	59	1499	27 3/8	695	7 1/2	1905	7 1/2	191	9 1/2	241	5/8	16	7 1/2	191	14	356	46 3/4	1187	8	203	14 3/8	365	46	1168

LUFH-MDC CEMA C																	ROLLER DIAMETER											
																	5"						6"					
																	127 mm						152.4 mm					
Troughing Angle	Belt Width		A		B		L_1		L_2		E		F		K		H_1		H_2		W		H_1		H_2		W	
	in	mm	in	mm	in	mm	in	mm	in	mm	in	mm	in	mm	in	mm	in	mm	in	mm	in	mm	in	mm	in	mm	in	mm
20	24	610	33	838	35	889	15 7/16	392	5 7/16	138	6	152	8	203	1/2	13	7	178	9 1/16	230	26 15/16	684	7 1/2	191	9 7/16	240	26 9/16	675
	30	762	39	991	41	1041	21 3/8	543	5 7/16	138	6	152	8	203	1/2	13	7	178	9 1/16	230	32 7/8	835	7 1/2	191	9 7/16	240	32 1/2	826
	36	914	45	1143	47	1194	27 3/8	695	5 7/16	138	6	152	8	203	1/2	13	7	178	9 1/16	230	38 7/8	987	7 1/2	191	9 7/16	240	38 1/2	978
	42	1067	51	1295	53	1346	33 3/8	848	5 7/16	138	7 1/2	191	9 1/2	241	5/8	16	7 1/2	191	9 9/16	243	44 7/8	1140	8	203	9 15/16	252	44 1/2	1130
	48	1219	57	1448	59	1499	39 3/8	1000	5 7/16	138	7 1/2	191	9 1/2	241	5/8	16	7 1/2	191	9 9/16	243	50 7/8	1292	8	203	9 15/16	252	50 1/2	1283
	54	1372	63	1600	65	1651	45 3/8	1153	5 7/16	138	9	229	11	279	5/8	16	9	229	11	279	56 7/8	1445	9 1/2	241	11 7/16	291	56 9/16	1437
	60	1524	69	1753	71 1/2	1816	51 3/8	1305	5 7/16	138	9	229	11	279	5/8	16	9	229	11	279	62 7/8	1597	9 1/2	241	11 7/16	291	62 9/16	1589
35	24	610	33	838	35	889	13 1/4	337	6 3/4	171	6	152	8	203	1/2	13	7	178	11	279	25 7/16	646	7 1/2	191	11 3/8	289	24 7/8	632
	30	762	39	991	41	1041	15 7/16	392	8 15/16	227	6	152	8	203	1/2	13	7	178	12 1/4	311	31 1/4	794	7 1/2	191	12 5/8	321	30 11/16	779
	36	914	45	1143	47	1194	21 3/8	543	8 15/16	227	6	152	8	203	1/2	13	7	178	12 1/4	311	37 1/8	943	7 1/2	191	12 5/8	321	36 9/16	929
	42	1067	51	1295	53	1346	21 3/8	543	11 1/8	283	7 1/2	191	9 1/2	241	5/8	16	7 1/2	191	14	356	40 3/16	1021	8	203	14 3/8	365	40 3/4	1035
	48	1219	57	1448	59	1499	27 3/8	695	11 1/8	283	7 1/2	191	9 1/2	241	5/8	16	7 1/2	191	14	356	46 3/4	1187	8	203	14 3/8	365	46	1168
	54	1372	63	1600	65	1651	33 3/8	848	11 1/8	283	9	229	11	279	5/8	16	9	229	15 9/16	395	52 5/8	1337	9 1/2	241	15 7/8	403	52 1/16	1322
	60	1524	69	1753	71 1/2	1816	39 3/8	1000	11 1/8	283	9	229	11	279	5/8	16	9	229	15 9/16	395	58 5/8	1489	9 1/2	241	15 7/8	403	58 1/16	1475

LUFH-MDD CEMA D																	ROLLER DIAMETER											
																	5″						6″					
																	127 mm						152.4 mm					
Troughing Angle	Belt Width		A		B		L_1		L_2		E		F		K		H_1		H_2		W		H_1		H_2		W	
	in	mm	in	mm	in	mm	in	mm	in	mm	in	mm	in	mm	in	mm	in	mm	in	mm	in	mm	in	mm	in	mm	in	mm
20	24	610	33	838	35	889	15 7/16	392	5 7/16	138	6	152	8	203	1/2	13	7	178	9 1/16	230	26 15/16	684	7 1/2	191	9 7/16	240	26 9/16	675
	30	762	39	991	41	1041	21 3/8	543	5 7/16	138	6	152	8	203	1/2	13	7	178	9 1/16	230	32 7/8	835	7 1/2	191	9 7/16	240	32 1/2	826
	36	914	45	1143	47	1194	27 3/8	695	5 7/16	138	6	152	8	203	1/2	13	7	178	9 1/16	230	38 7/8	987	7 1/2	191	9 7/16	240	38 1/2	978
	42	1067	51	1295	53	1346	33 3/8	848	5 7/16	138	7 1/2	191	9 1/2	241	5/8	16	7 1/2	191	9 9/16	243	44 7/8	1140	8	203	9 15/16	252	44 1/2	1130
	48	1219	57	1448	59	1499	39 3/8	1000	5 7/16	138	7 1/2	191	9 1/2	241	5/8	16	7 1/2	191	9 9/16	243	50 7/8	1292	8	203	9 15/16	252	50 1/2	1283
	54	1372	63	1600	65	1651	45 3/8	1153	5 7/16	138	9	229	11	279	5/8	16	9	229	11	279	56 7/8	1445	9 1/2	241	11 7/16	291	56 9/16	1437
	60	1524	69	1753	71 1/2	1816	51 3/8	1305	5 7/16	138	9	229	11	279	5/8	16	9	229	11	279	62 7/8	1597	9 1/2	241	11 7/16	291	62 9/16	1589
	72	1829	81	2057	83 1/2	2121	63 3/8	1610	5 7/16	138	9	229	11	279	5/8	16	9 1/2	241	11 3/8	289	74 7/8	1902	10	254	11 13/16	300	74 9/16	1894
35	24	610	33	838	35	889	13 1/4	337	6 3/4	171	6	152	8	203	1/2	13	7	178	11	279	25 7/16	646	7 1/2	191	11 3/8	289	24 7/8	632
	30	762	39	991	41	1041	15 7/16	392	8 15/16	227	6	152	8	203	1/2	13	7	178	12 1/4	311	31 1/4	794	7 1/2	191	12 5/8	321	30 11/16	779
	36	914	45	1143	47	1194	21 3/8	543	8 15/16	227	6	152	8	203	1/2	13	7	178	12 1/4	311	37 1/8	943	7 1/2	191	12 5/8	321	36 9/16	929
	42	1067	51	1295	53	1346	21 3/8	543	11 1/8	283	7 1/2	191	9 1/2	241	5/8	16	7 1/2	191	14	356	40 3/16	1021	8	203	14 3/8	365	40 3/4	1035
	48	1219	57	1448	59	1499	27 3/8	695	11 1/8	283	7 1/2	191	9 1/2	241	5/8	16	7 1/2	191	14	356	46 3/4	1187	8	203	14 3/8	365	46	1168
	54	1372	63	1600	65	1651	33 3/8	848	11 1/8	283	9	229	11	279	5/8	16	9	229	15 9/16	395	52 5/8	1337	9 1/2	241	15 7/8	403	52 1/16	1322
	60	1524	69	1753	71 1/2	1816	39 3/8	1000	11 1/8	283	9	229	11	279	5/8	16	9	229	15 9/16	395	58 5/8	1489	9 1/2	241	15 7/8	403	58 1/16	1475
	72	1829	81	2057	83 1/2	2121	51 3/8	1305	11 1/8	283	9	229	11	279	5/8	16	9 1/2	241	15 7/8	403	70 5/8	1794	10	254	16 1/3	414	70 1/16	1780

LUFH-HDE CEMA E																	ROLLER DIAMETER											
																	6″						7″					
																	152.4 mm						177.8 mm					
Troughing Angle	Belt Width		A		B		L_1		L_2		E		F		K		H_1		H_2		W		H_1		H_2		W	
	in	mm	in	mm	in	mm	in	mm	in	mm	in	mm	in	mm	in	mm	in	mm	in	mm	in	mm	in	mm	in	mm	in	mm
20	36	914	45	1143	47	1194	27 3/8	695	5 7/16	138	6	152	8	203	1/2	13	7	178	9 1/16	230	38 7/8	987	7 1/2	191	9 7/16	240	38 1/2	978
	42	1067	51	1295	53	1346	33 3/8	848	5 7/16	138	7 1/2	191	9 1/2	241	5/8	16	7 1/2	191	9 9/16	243	44 7/8	1140	8	203	9 15/16	252	44 1/2	1130
	48	1219	57	1448	59	1499	39 3/8	1000	5 7/16	138	7 1/2	191	9 1/2	241	5/8	16	7 1/2	191	9 9/16	243	50 7/8	1292	8	203	9 15/16	252	50 1/2	1283
	54	1372	63	1600	65	1651	45 3/8	1153	5 7/16	138	9	229	11	279	5/8	16	9	229	11	279	56 7/8	1445	9 1/2	241	11 7/16	291	56 5/9	1437
	60	1524	69	1753	71 1/12	1806	51 3/8	1305	5 7/16	138	9	229	11	279	5/8	16	9	229	11	279	62 7/8	1597	9 1/2	241	11 7/16	291	62 5/9	1589
	72	1829	81	2057	83 1/12	2110	63 3/8	1610	5 7/16	138	9	229	11	279	5/8	16	9 1/2	241	11 3/8	289	74 7/8	1902	10	254	11 13/16	300	74 9/16	1894
	84	2134	93	2362	95 1/2	2426	71 3/4	1822	7 1/2	191	12	305	14	356	3/4	19	11 5/8	295	14 3/8	365	88 1/8	2238	12 1/8	308	14 13/16	376	87 3/4	2229
	96	2438	105	2667	107 1/2	2731	83 3/4	2127	7 1/2	191	12	305	14	356	3/4	19	11 5/8	295	14 3/8	365	100 1/8	2543	12 1/8	308	14 13/16	376	99 3/4	2534

Low
PROFILE IDLERS

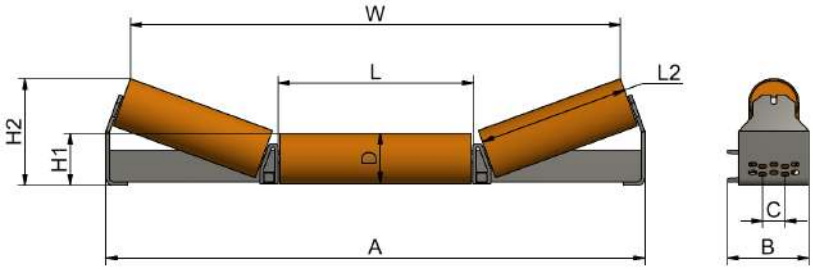

LUFH-MDC CEMA C									ROLLER DIAMETER											
									4"						5"					
									101.6 mm						127 mm					
Troughing Angle	Belt Width		A		L		L_2		H_1		H_2		W		H_1		H_2		W	
	in	mm	in	mm	in	mm	in	mm	in	mm	in	mm	in	mm	in	mm	in	mm	in	mm
20	18	457	23 5/8	600	7 1/16	179	6 1/16	154	4 1/2	114	6 11/16	170	20 3/16	513	5	127	7 3/16	183	19 7/8	505
	24	610	29 5/8	752	11 1/16	281	7 1/16	179	4 1/2	114	7 1/16	179	26 1/8	664	5	127	7 9/16	192	25 13/16	656
	30	762	35 5/8	905	13 1/16	332	9 1/16	230	4 1/2	114	7 3/4	197	31 7/8	810	5	127	8 1/4	210	31 9/16	802
	36	914	41 5/8	1057	15 1/16	383	11 1/16	281	4 1/2	114	8 7/16	214	37 5/8	956	5	127	8 15/16	227	37 5/16	948
	42	1067	47 5/8	1210	17 1/16	433	13 1/16	332	4 1/2	114	9 3/32	231	43 7/16	1103	5	127	9 5/8	244	43 1/8	1095
	48	1219	53 5/8	1362	19 1/16	484	15 1/16	383	4 1/2	114	30 5/6	783	49 3/16	1249	5	127	10 5/16	262	48 7/8	1241
	54	1372	59 5/8	1514	21 5/16	541	17 1/16	433	4 1/2	114	10 1/2	267	55 1/4	1403	5	127	11	279	54 15/16	1395
	60	1524	65 5/8	1667	23 5/16	592	19 1/16	484	4 1/2	114	11 3/16	284	60 15/16	1548	5	127	11 11/16	297	60 5/8	1540
35	18	457	23 5/8	600	7 1/16	179	6 1/16	154	4 1/2	114	8 3/16	208	18 9/32	464	5	127	8 4/7	217	17 11/16	449
	24	610	29 5/8	752	11 1/16	281	7 1/16	179	4 1/2	114	8 3/4	222	25 15/16	659	5	127	9 5/32	233	23 3/8	594
	30	762	35 5/8	905	13 1/16	332	9 1/16	230	4 1/2	114	9 29/32	252	29 1/4	743	5	127	10 1/3	262	28 3/4	730
	36	914	41 5/8	1057	15 1/16	383	11 1/16	281	4 1/2	114	11 1/32	280	34 1/2	876	5	127	11 7/16	291	33 15/16	862
	42	1067	47 5/8	1210	17 1/16	433	13 1/16	332	4 1/2	114	12 3/16	310	39 3/4	1010	5	127	12 5/8	321	39 1/4	997
	48	1219	53 5/8	1362	19 1/16	484	15 1/16	383	4 1/2	114	13 11/32	339	45 1/16	1145	5	127	13 3/4	349	44 1/2	1130
	54	1372	59 5/8	1514	21 5/16	541	17 1/16	433	4 1/2	114	14 1/2	368	50 9/16	1284	5	127	14 7/8	378	50	1270
	60	1524	65 5/8	1667	23 5/16	592	19 1/16	484	4 1/2	114	15 5/8	397	55 7/8	1419	5	127	15 7/8	403	55 1/4	1403

Self-aligning
TROUGHING IDLERS

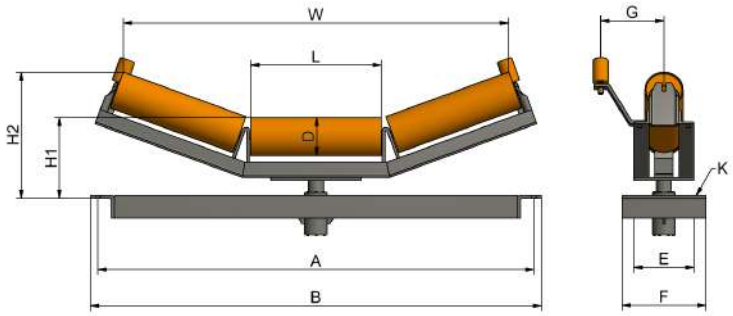

LUFH-LDB CEMA B															ROLLER DIAMETER											
															4"						5"					
															101.6 mm						127 mm					
Troughing Angle	Belt Width		A		B		L		E		F		K		H_1		H_2		W		H_1		H_2		W	
	in	mm	in	mm	in	mm	in	mm	in	mm	in	mm	in	mm	in	mm	in	mm	in	mm	in	mm	in	mm	in	mm
20	18	457	27	686	29	737	6 3/4	171	6	152	11	279	5/8	16	7 1/2	191	9 15/16	252	20 11/16	525	8	203	10 7/16	265	20 3/8	518
	24	610	33	838	35	889	9 1/16	230	6	152	11	279	5/8	16	8 7/8	225	12 1/8	308	27 11/16	703	9 3/8	238,1	12 9/16	319	27 3/8	695
	30	762	39	991	41	1041	11 1/8	283	6	152	11	279	5/8	16	8 15/16	227	12 7/8	327	33 7/16	849	9 7/16	240	13 5/16	338	33 1/8	841
	36	914	45	1143	47	1194	13 1/4	337	6	152	11	279	5/8	16	8 15/16	227	13 9/16	344	39 3/16	995	9 7/16	240	14	356	38 7/8	987
	42	1067	51	1295	53	1346	15 7/16	392	6	152	11	279	5/8	16	9 5/16	237	14 5/8	371	44 15/16	1141	9 13/16	249	15 1/16	383	44 5/8	1133
	48	1219	57	1448	59	1499	17 1/16	433	6	152	11	279	5/8	16	9 5/16	237	15 5/16	389	50 11/16	1287	9 13/16	249	15 3/4	400	50 3/4	1289
35	18	457	27	686	29	737	6 3/4	171	6	152	11	279	5/8	16	7 1/2	191	11 7/16	291	15 15/16	405	8	203	11 7/8	302	18 3/8	467
	24	610	33	838	35	889	9 1/16	230	6	152	11	279	5/8	16	8 7/8	225	14 1/8	359	25 1/16	637	9 3/8	238	14 11/16	373	24 11/16	627
	30	762	39	991	41	1041	11 1/8	283	6	152	11	279	5/8	16	8 15/16	227	15 5/16	389	30 13/16	783	9 7/16	240	15 7/8	403	30	762
	36	914	45	1143	47	1194	13 1/4	337	6	152	11	279	5/8	16	8 15/16	227	16 7/16	418	36 7/16	926	9 7/16	240	17	432	35 1/4	895
	42	1067	51	1295	53	1346	15 7/16	392	6	152	11	279	5/8	16	9 5/16	237	17 15/16	456	41 11/16	1059	9 13/16	249	18 1/2	470	40 9/16	1030
	48	1219	57	1448	59	1499	17 1/16	433	6	152	11	279	5/8	16	9 5/16	237	19 1/8	486	47 5/16	1202	9 13/16	249	19 11/16	500	45 13/16	1164
45	18	457	27	686	29	737	6 3/4	171	6	152	11	279	5/8	16	7 1/2	191	12 5/8	321	17 1/4	438	8	203	12 15/16	329	16 9/16	421
	24	610	33	838	35	889	9 1/16	230	6	152	11	279	5/8	16	8 7/8	225	15 9/16	395	23 5/16	592	9 3/8	238	15 15/16	405	22 3/4	578
	30	762	39	991	41	1041	11 1/8	283	6	152	11	279	5/8	16	8 15/16	227	17	432	28 9/16	725	9 7/16	240	17 3/8	441	27 5/8	702
	36	914	45	1143	47	1194	13 1/4	337	6	152	11	279	5/8	16	8 15/16	227	18 3/8	467	33 11/16	856	9 7/16	240	18 3/4	476	33	838
	42	1067	51	1295	53	1346	15 7/16	392	6	152	11	279	5/8	16	9 5/16	237	20 3/16	513	38 1/2	978	9 13/16	249	20 9/16	522	37 13/16	960
	48	1219	57	1448	59	1499	17 1/16	433	6	152	11	279	5/8	16	9 5/16	237	21 5/8	549	43 5/8	1108	9 13/16	249	22	559	42 15/16	1091

LUFH-MDC CEMA C															ROLLER DIAMETER											
															5"						6"					
															127 mm						152.4 mm					
Troughing Angle	Belt Width		A		B		L		E		F		K		H_1		H_2		W		H_1		H_2		W	
	in	mm	in	mm	in	mm	in	mm	in	mm	in	mm	in	mm	in	mm	in	mm	in	mm	in	mm	in	mm	in	mm
20	24	610	33	838	35	889	9 1/16	230	6	152	11	279	5/8	16	8 7/8	225	12 1/8	308	27 11/16	703	9 3/8	238	12 9/16	319	27 3/8	695
	30	762	39	991	41	1041	11 1/8	283	6	152	11	279	5/8	16	8 15/16	227	12 7/8	327	33 7/16	849	9 7/16	240	13 5/16	338	33 1/8	841
	36	914	45	1143	47	1194	13 1/4	337	6	152	11	279	5/8	16	8 15/16	227	13 9/16	344	39 3/16	995	9 7/16	240	14	356	38 7/8	987
	42	1067	51	1295	53	1346	15 7/16	392	7 1/2	191	11	279	5/8	16	9 5/16	237	14 5/8	371	44 15/16	1141	9 13/16	249	15 1/16	383	44 5/8	1133
	48	1219	57	1448	59	1499	17 1/16	433	7 1/2	191	11	279	5/8	16	9 5/16	237	15 5/16	389	50 11/16	1287	9 13/16	249	15 3/4	400	50 3/4	1289
	54	60	63	1600	65	1651	19 1/16		9	229	11	279	5/8	16	9 15/16	252	16 9/16	421	56 1/8	1426	10 7/16	265	17 3/16	437	55 13/16	1418
	60	1524	69	1753	71 1/2	1816	21 1/16	535	9	229	11	279	5/8	16	9 15/16	252	17 1/4	438	61 15/16	1573	10 7/16	265	17 13/16	452	61 9/16	1564
35	24	610	33	838	35	889	9 1/16	230	6	152	11	279	5/8	16	8 7/8	225	14 1/8	359	15,938	405	9 3/8	238	14 11/16	373	24 11/16	627
	30	762	39	991	41	1041	11 1/8	283	6	152	11	279	5/8	16	8 15/16	227	15 5/16	389	25 1/16	637	9 7/16	240	15 7/8	403	30	762
	36	914	45	1143	47	1194	13 1/4	337	6	152	11	279	5/8	16	8 15/16	227	16 7/16	418	30 13/16	783	9 7/16	240	17	432	35 1/4	895
	42	1067	51	1295	53	1346	15 7/16	392	7 1/2	191	11	279	5/8	16	9 5/16	237	17 15/16	456	36 7/16	926	9 13/16	249	18 1/2	470	40 9/16	1030
	48	1219	57	1448	59	1499	17 1/16	433	7 1/2	191	11	279	5/8	16	9 5/16	237	19 1/8	486	41 11/16	1059	9 13/16	249	19 11/16	500	45 13/16	1164
	54	1372	63	1600	65	1651	19 1/16	484	9	229	11	279	5/8	16	9 15/16	252	20 15/16	532	47 5/16	1202	10 7/16	265	21 1/2	546	50 1/2	1283
	60	1524	69	1753	71 1/2	1816	21 1/16	535	9	229	11	279	5/8	16	9 15/16	252	21 1/8	537	51 1/8	1299	10 7/16	265	22 11/16	576	55 13/16	1418
45	24	610	33	838	35	889	9 1/16	230	6	152	11	279	5/8	16	8 7/8	225	15 9/16	395	23 1/3	592	9 3/8	238	15 15/16	405	22 3/4	578
	30	762	39	991	41	1041	11 1/8	283	6	152	11	279	5/8	16	8 15/16	227	17	432	28 9/16	725	9 7/16	240	17 3/8	441	27 5/8	702
	36	914	45	1143	47	1194	13 1/4	337	6	152	11	279	5/8	16	8 15/16	227	18 3/8	467	33 11/16	856	9 7/16	240	18 3/4	476	33	838
	42	1067	51	1295	53	1346	15 7/16	392	7 1/2	191	11	279	5/8	16	9 5/16	237	20 3/16	513	38 1/2	978	9 13/16	249	20 9/16	522	37 13/16	960
	48	1219	57	1448	59	1499	17 1/16	433	7 1/2	191	11	279	5/8	16	9 5/16	237	21 5/8	549	43 5/8	1108	9 13/16	249	22	559	42 15/16	1091
	54	1372	63	1600	65	1651	19 1/16	484	9	229	11	279	5/8	16	9 15/16	252	23 1/2	597	46 15/16	1192	10 7/16	265	23 7/8	606	46 3/16	1173
	60	1524	69	1753	71 1/2	1816	21 1/16	535	9	229	11	279	5/8	16	9 15/16	252	24 15/16	633	51 3/4	1314	10 7/16	265	25 5/16	643	51	1295

Self-aligning
TROUGHING IDLERS

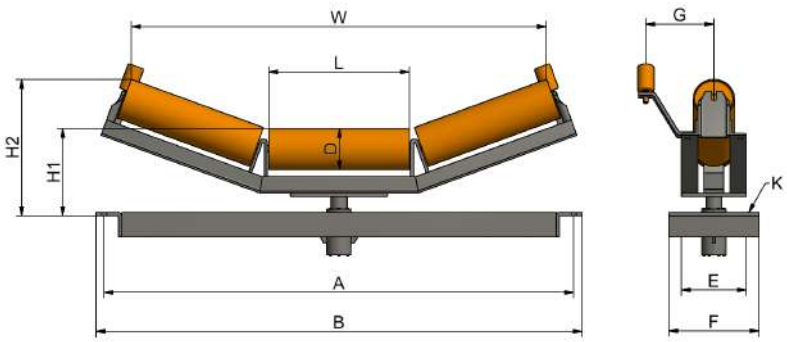

LUFH-MDD CEMA D															ROLLER DIAMETER											
															5"						6"					
															127 mm						152.4 mm					
Troughing Angle	Belt Width		A		B		L		E		F		K		H_1		H_2		W		H_1		H_2		W	
	in	mm	in	mm	in	mm	in	mm	in	mm	in	mm	in	mm	in	mm	in	mm	in	mm	in	mm	in	mm	in	mm
20	24	610	33	838	35	889	9 1/16	230	6	152	11	279	5/8	16	8 7/8	225	12 1/8	308	27 11/16	703	9 3/8	238	12 9/16	319	27 3/8	695
	30	762	39	991	41	1041	11 1/8	283	6	152	11	279	5/8	16	8 15/16	227	12 7/8	327	33 7/16	849	9 7/16	240	13 5/16	338	33 1/8	841
	36	914	45	1143	47	1194	13 1/4	337	6	152	11	279	5/8	16	8 15/16	227	13 9/16	344	39 3/16	995	9 7/16	240	14	356	38 7/8	987
	42	1067	51	1295	53	1346	15 7/16	392	7 1/2	191	11	279	5/8	16	9 5/16	237	14 5/8	371	44 15/16	1141	9 13/16	249	15 1/16	383	44 5/8	1133
	48	1219	57	1448	59	1499	17 1/16	433	7 1/2	191	11	279	5/8	16	9 5/16	237	15 5/16	389	50 11/16	1287	9 13/16	249	15 3/4	400	50 3/4	1289
	54	60	63	1600	65	1651	19 1/16	484	9	229	11	279	5/8	16	9 15/16	252	16 9/16	421	56 1/8	1426	10 7/16	265	17 3/16	437	55 13/16	1418
	60	1524	69	1753	71 1/2	1816	21 1/16	535	9	229	11	279	5/8	16	9 15/16	252	17 1/4	438	61 15/16	1573	10 7/16	265	17 3/16	437	61 9/16	1564
	72	1829	81	2057	83 1/2	2121	26	660	9	229	11	279	5/8	16	10	254	18 3/8	467	76 3/16	1935	10 1/2	267	18 7/8	479	75 13/16	1926
35	24	610	33	838	35	889	9 1/16	230	6	152	11	279	5/8	16	8 7/8	225	14 1/8	359	25 1/16	637	9 3/8	238	14 11/16	373	24 11/16	627
	30	762	39	991	41	1041	11 1/8	283	6	152	11	279	5/8	16	8 15/16	227	15 5/16	389	30 13/16	783	9 7/16	240	15 7/8	403	30	762
	36	914	45	1143	47	1194	13 1/4	337	6	152	11	279	5/8	16	8 15/16	227	16 7/16	418	36 7/16	926	9 7/16	240	17	432	35 1/4	895
	42	1067	51	1295	53	1346	15 7/16	392	7 1/2	191	11	279	5/8	16	9 5/16	237	17 15/16	456	41 11/16	1059	9 13/16	249	18 1/2	470	40 9/16	1030
	48	1219	57	1448	59	1499	17 1/16	433	7 1/2	191	11	279	5/8	16	9 5/16	237	19 1/8	486	47 5/16	1202	9 13/16	249	19 11/16	500	45 13/16	1164
	54	1372	63	1600	65	1651	19 1/16	484	9	229	11	279	5/8	16	9 15/16	252	20 15/16	532	51 1/8	1299	10 7/16	265	21 1/2	546	50 1/2	1283
	60	1524	69	1753	71 1/2	1816	21 1/16	535	9	229	11	279	5/8	16	9 15/16	252	21 1/8	537	56 3/8	1432	10 7/16	265	22 11/16	576	55 13/16	1418
	72	1829	81	2057	83 1/2	2121	26	660	9	229	11	279	5/8	16	10	254	24 7/16	621	69 9/16	1767	10 1/2	267	24 7/8	632	69 1/16	1754
45	24	610	33	838	35	889	9 1/16	230	6	152	11	279	5/8	16	8 7/8	225	15 9/16	395	23 5/16	592	9 3/8	238	15 15/16	405	22 3/4	578
	30	762	39	991	41	1041	11 1/8	283	6	152	11	279	5/8	16	8 15/16	227	17	432	28 9/16	725	9 7/16	240	17 3/8	441	27 5/8	702
	36	914	45	1143	47	1194	13 1/4	337	6	152	11	279	5/8	16	8 15/16	227	18 3/8	467	33 11/16	856	9 7/16	240	18 3/4	476	33	838
	42	1067	51	1295	53	1346	15 7/16	392	7 1/2	191	11	279	5/8	16	9 5/16	237	20 3/16	513	38 1/2	978	9 13/16	249	20 9/16	522	37 13/16	960
	48	1219	57	1448	59	1499	17 1/16	433	7 1/2	191	11	279	5/8	16	9 5/16	237	21 5/8	549	43 5/8	1108	9 13/16	249	22	559	42 15/16	1091
	54	1372	63	1600	65	1651	19 1/16	484	9	229	11	279	5/8	16	9 15/16	252	23 1/2	597	46 15/16	1192	10 7/16	265	23 7/8	606	46 3/16	1173
	60	1524	69	1753	71 1/2	1816	21 1/16	535	9	229	11	279	5/8	16	9 15/16	252	24 15/16	633	51 3/4	1314	10 7/16	265	25 5/16	643	51	1295
	72	1829	81	2057	83 1/2	2121	26	660	9	229	11	279	5/8	16	10	254	28	711	63 15/16	1624	10 1/2	267	28 5/16	719	63 1/4	1607

LUFH-HDE CEMA E															ROLLER DIAMETER											
															6"						7"					
															152.4 mm						177.8 mm					
Troughing Angle	Belt Width		A		B		L		E		F		K		H_1		H_2		W		H_1		H_2		W	
	in	mm	in	mm	in	mm	in	mm	in	mm	in	mm	in	mm	in	mm	in	mm	in	mm	in	mm	in	mm	in	mm
20	36	914	45	1143	47	1194	13 1/4	337	6	152	11	279	5/8	16	9 7/16	240	14	356	38 7/8	987	11 5/8	295	16 1/4	413	39 3/8	1000
	42	1067	51	1295	53	1346	15 7/16	392	7 1/2	191	11	279	5/8	16	9 13/16	249	15 1/16	383	44 5/8	1133	11 5/8	295	16 7/8	429	45 1/8	1146
	48	1219	57	1448	59	1499	17 1/16	433	7 1/2	191	11	279	5/8	16	9 13/16	249	15 3/4	400	50 3/5	1285	11 5/8	295	17 13/16	452	53 1/16	1348
	54	1372	63	1600	65	1651	19 1/16	484	9	229	16	406	5/8	16	10 7/16	265	17 3/16	437	55 13/16	1418	11 5/8	295	18 9/16	471	58 7/8	1495
	60	1524	69	1753	71 1/2	1816	21 1/16	535	9	229	16	406	5/8	16	10 7/16	265	17 13/16	452	61 9/16	1564	11 5/8	295	19 1/4	489	64 9/16	1640
	72	60	81	2057	83 1/2	2121	26	660	9	229	16	406	5/8	16	10 1/2	267	18 7/8	479	75 13/16	1926	12 3/4	324	21 7/8	556	76 1/8	1934
	84	2134	93	2362	95 1/2	2426	29 1/2	749	9	229	16	406	5/8	16	12 1/4	311	22 5/8	575	87 15/16	2234	12 3/4	324	23 1/2	597	87 9/16	2224
	96	2438	105	2667	107 1/2	2731	33 1/2	851	9	229	16	406	5/8	16	12 1/4	311	24	610	99 1/2	2527	12 3/4	324	24 7/8	632	99 1/8	2518
35	36	914	45	1143	47	1194	13 1/4	337	6	152	11	279	5/8	16	9 7/16	240	17	432	35 1/4	895	11 5/8	295	19 1/8	486	34 3/4	883
	42	1067	51	1295	53	1346	15 7/16	392	7 1/2	191	11	279	5/8	16	9 13/16	249	18 1/2	470	40 9/16	1030	11 5/8	295	20 1/4	514	40 1/16	1018
	48	1219	57	1448	59	1499	17 1/16	433	7 1/2	191	11	279	5/8	16	9 13/16	249	19 11/16	500	45 13/16	1164	11 5/8	295	21 7/8	556	47 5/16	1202
	54	1372	63	1600	65	1651	19 1/16	484	9	229	16	406	5/8	16	10 7/16	265	21 1/2	546	50 1/2	1283	11 5/8	295	21 7/8	556	52 5/8	1337
	60	1524	69	1753	71 1/2	1816	21 1/16	535	9	229	16	406	5/8	16	10 7/16	265	22 11/16	576	55 13/16	1418	11 5/8	295	26 1/2	673	63 3/16	1605
	72	1829	81	2057	83 1/2	2121	26	660	9	229	16	406	5/8	16	10 1/2	267	24 7/8	632	69 1/16	1754	12 3/4	324	27 9/16	700	68 7/16	1738
	84	2134	93	2362	95 1/2	2426	29 1/2	749	9	229	16	406	5/8	16	12 1/4	311	29 7/16	748	79 9/16	2021	12 3/4	324	29 7/8	759	78 15/16	2005
	96	2438	105	2667	107 1/2	2731	33 1/2	851	9	229	16	406	5/8	16	12 1/4	311	31 3/4	806	90 1/8	2289	12 3/4	324	32 1/8	816	89 1/2	2273
45	36	914	45	1143	47	1194	13 1/4	337	6	152	11	279	5/8	16	9 7/16	240	18 3/4	476	33	838	11 5/8	295	20 7/8	530	31 7/8	810
	42	1067	51	1295	53	1346	15 7/16	392	7 1/2	191	11	279	5/8	16	9 13/16	249	20 9/16	522	37 13/16	960	11 5/8	295	22 1/4	565	36 11/16	932
	48	1219	57	1448	59	1499	17 1/16	433	7 1/2	191	11	279	5/8	16	9 13/16	249	22	559	42 15/16	1091	11 5/8	295	24 1/4	616	43 5/16	1100
	54	1372	63	1600	65	1651	19 1/16	484	9	229	16	406	5/8	16	10 7/16	265	23 7/8	606	46 3/16	1173	11 5/8	295	25 5/8	651	48 1/8	1222
	60	1524	69	1753	71 1/2	1816	21 1/16	535	9	229	16	406	5/8	16	10 7/16	265	25 5/16	643	51	1295	11 5/8	295	29 9/16	751	57 7/8	1470
	72	1829	81	2057	83 1/2	2121	26	660	9	229	16	406	5/8	16	10 1/2	267	28 5/16	719	63 1/4	1607	12 3/4	324	31	787	62 5/8	1591
	84	2134	93	2362	95 1/2	2426	29 1/2	749	9	229	16	406	5/8	16	12 1/4	311	33 7/16	849	73	1854	12 3/4	324	33 7/8	860	72 5/16	1837
	96	2438	105	2667	107 1/2	2731	33 1/2	851	9	229	16	406	5/8	16	12 1/4	311	36 5/16	922	82 5/8	2099	12 3/4	324	35 5/8	905	81 7/8	2080

IMPACT

Equal Impact TROUGHING IDLERS

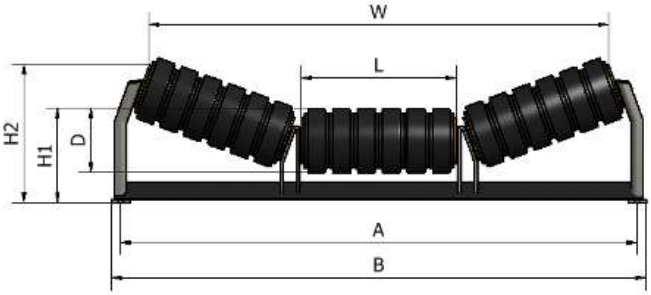

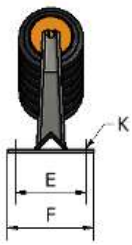

LUFH-LDB CEMA B															ROLLER DIAMETER											
															4"						5"					
															101.6 mm						127 mm					
Troughing Angle	Belt Width		A		B		L		E		F		K		H_1		H_2		W		H_1		H_2		W	
	in	mm	in	mm	in	mm	in	mm	in	mm	in	mm	in	mm	in	mm	in	mm	in	mm	in	mm	in	mm	in	mm
20	14	356	23	584	25	635	6 1/16	154	6	152	8	203	1/2	13	7	178	9 1/16	230	16 15/16	430						
	16	406	25	635	27	686	6 1/16	154	6	152	8	203	1/2	13	7	178	9 1/16	230	18 1/4	464						
	18	457	27	686	29	737	6 3/4	171	6	152	8	203	1/2	13	8	203	10 7/16	265	21 1/16	535	8 1/2	216	11	279	21 7/8	556
	24	610	33	838	35	889	9 1/16	230	6	152	8	203	1/2	13	8	203	11 3/16	284	27 15/16	710	8 1/2	216	11 11/16	297	27 5/8	702
	30	762	39	991	41	1041	11 1/8	283	6	152	8	203	1/2	13	8 1/8	206	12 1/8	308	33 5/8	854	8 5/8	219	12 9/16	319	33 3/8	848
	36	914	45	1143	47	1194	13 1/4	337	6	152	8	203	1/2	13	8 1/8	206	12 13/16	325	39 3/4	1010	8 5/8	219	13 5/16	338	39 7/16	1002
	42	1067	51	1295	53	1346	15 7/16	392	7 1/2	191	9 1/2	241	5/8	16	8 1/2	216	13 15/16	354	46 1/16	1170	9	229	14 7/16	367	45 3/4	1162
	48	1219	57	1448	59	1499	17 1/16	433	7 1/2	191	9 1/2	241	5/8	16	8 1/2	216	13 3/8	340	51 11/16	1313	9	229	14 7/8	378	50 5/8	1286
35	18	457	27	686	29	737	6 3/4	171	6	152	8	203	1/2	13	8	203	12 1/8	308	19 3/8	492	8 1/2	216	12 3/8	314	19 7/16	494
	24	610	33	838	35	889	9 1/16	230	6	152	8	203	1/2	13	8	203	13 3/8	340	25 5/16	643	8 1/2	216	13 13/16	351	24 11/16	627
	30	762	39	991	41	1041	11 1/8	283	6	152	8	203	1/2	13	8 1/8	206	14 3/4	375	30 15/16	786	8 5/8	219	15 3/16	386	30 3/8	772
	36	914	45	1143	47	1194	13 1/4	337	6	152	8	203	1/2	13	8 1/8	206	15 15/16	405	36 1/2	927	8 5/8	219	16 3/8	416	35 15/16	913
	42	1067	51	1295	53	1346	15 7/16	392	7 1/2	191	9 1/2	241	5/8	16	8 1/2	216	17 5/8	448	42 5/16	1075	9	229	18 1/16	459	41 3/4	1060
	48	1219	57	1448	59	1499	17 1/16	433	7 1/2	191	91/2	241	5/8	16	8 1/2	216	18 7/16	468	46 3/8	1178	9	229	18 7/8	479	45 13/16	1164
45	18	457	27	686	29	737	6 3/4	171	6	152	8	203	1/2	13	8	203	13 3/16	335	18 1/8	460	8 1/2	216	13 3/8	340	17 15/16	456
	24	610	33	838	35	889	9 1/16	230	6	152	8	203	1/2	13	8	203	14 11/16	373	22 3/16	564	8 1/2	216	15 1/16	383	22 3/4	578
	30	762	39	991	41	1041	11 1/8	283	6	152	8	203	1/2	13	8 1/8	206	16 3/8	416	28 11/16	729	8 5/8	219	16 3/4	425	28 1/16	713
	36	914	45	1143	47	1194	13 1/4	337	6	152	8	203	1/2	13	8 1/8	206	17 7/8	454	33 7/8	860	8 5/8	219	18 3/16	462	33 1/8	841
	42	1067	51	1295	53	1346	15 7/16	392	7 1/2	191	9 1/2	241	5/8	16	8 1/2	216	19 13/16	503	39 1/8	994	9	229	20 1/8	511	38 7/16	976
	48	1219	57	1448	59	1499	17 1/16	433	7 1/2	191	9 1/2	241	5/8	16	8 1/2	216	21 7/16	545	41 1/2	1054	9	229	21 3/16	538	42 1/16	1068

LUFH-MDC CEMA C															ROLLER DIAMETER											
															5"						6"					
															127 mm						152.4 mm					
Troughing Angle	Belt Width		A		B		L		E		F		K		H_1		H_2		W		H_1		H_2		W	
	in	mm	in	mm	in	mm	in	mm	in	mm	in	mm	in	mm	in	mm	in	mm	in	mm	in	mm	in	mm	in	mm
20	18	457	27	686	29	737	6 3/4	171	6	152	8	203	1/2	13	8 1/2	216	11	279	21 7/8	556	9	229	11 7/16	291	21 9/16	548
	24	610	33	838	35	889	9 1/16	230	6	152	9 1/2	241	1/2	13	8 1/2	216	11 11/16	297	27 5/8	702	9	229	12 1/8	308	27 5/16	694
	30	762	39	991	41	1041	11 1/8	283	6	152	9 1/2	241	1/2	13	8 5/8	219	12 9/16	319	33 3/8	848	9 1/8	232	13 1/16	332	32 15/16	837
	36	914	45	1143	47	1194	13 1/4	337	6	152	9 1/2	241	1/2	13	8 5/8	219	13 5/16	338	397/16	1002	9 1/8	232	13 3/4	349	39 1/8	994
	42	1067	51	1295	53	1346	15 7/16	392	7 1/2	191	9 1/2	241	5/8	16	9	229	14 7/16	367	45 3/4	1162	9 1/2	241	14 7/8	378	45 7/16	1154
	48	1219	57	1448	59	1499	17 1/16	433	7 1/2	191	9 1/2	241	5/8	16	9	229	14 7/8	378	50 5/8	1286	9 1/2	241	15 3/8	391	50 5/16	1278
	54	1372	63	1600	65	1651	19 1/16	484	9	229	11	279	5/8	16	9	229	15 3/4	400	567/16	1434	9 1/2	241	16 1/8	410	56 1/16	1424
	60	1524	69	1753	71 1/2	1816	21 1/16	535	9	229	11	279	5/8	16	9	229	16 1/2	419	623/16	1580	9 1/2	241	16 3/4	425	61 7/8	1572
35	18	457	27	686	29	737	6 3/4	171	6	152	8	203	1/2	13	8 1/2	216	12 3/8	314	197/16	494	9	229	13 1/16	332	18 7/8	479
	24	610	33	838	35	889	9 1/16	230	6	152	9 1/2	241	1/2	13	8 1/2	216	13 13/16	351	2411/16	627	9	229	14 3/16	360	24 1/8	613
	30	762	39	991	41	1041	11 1/8	283	6	152	9 1/2	241	1/2	13	8 5/8	219	15 3/16	386	30 3/8	772	9 1/8	232	15 11/16	398	29 13/16	757
	36	914	45	1143	47	1194	13 1/4	337	6	152	9 1/2	241	1/2	13	8 5/8	219	16 3/8	416	3515/16	913	9 1/8	232	16 13/16	427	35 7/16	900
	42	1067	51	1295	53	1346	15 7/16	392	7 1/2	191	9 1/2	241	5/8	16	9	229	18 1/16	459	41 3/4	1060	9 1/2	241	18 7/16	468	41 3/16	1046
	48	1219	57	1448	59	1499	17 1/16	433	7 1/2	191	9 1/2	241	5/8	16	9	229	18 7/8	479	4513/16	1164	9 1/2	241	19 1/4	489	45 1/4	1149
	54	1372	63	1600	65	1651	19 1/16	484	9	229	11	279	5/8	16	9	229	20	508	51 1/8	1299	9 1/2	241	20 7/16	519	50 1/2	1283
	60	1524	69	1753	71 1/2	1816	21 1/16	535	9	229	11	279	5/8	16	9	229	21 3/16	538	56 3/8	1432	9 1/2	241	21 9/16	548	55 13/16	1418
45	18	457	27	686	29	737	6 3/4	171	6	152	8	203	1/2	13	8 1/2	216	13 3/8	340	1715/16	456	9	229	14	356	17 1/4	438
	24	610	33	838	35	889	9 1/16	230	6	152	9 1/2	241	1/2	13	8 1/2	216	15 1/16	383	22 3/4	578	9	229	15 7/16	392	22 1/16	560
	30	762	39	991	41	1041	11 1/8	283	6	152	9 1/2	241	1/2	13	8 5/8	219	16 3/4	425	28 1/16	713	9 1/8	232	17 1/16	433	27 3/8	695
	36	914	45	1143	47	1194	13 1/4	337	6	152	9 1/2	241	1/2	13	8 5/8	219	18 3/16	462	33 1/8	841	9 1/8	232	18 9/16	471	32 5/16	821
	42	1067	51	1295	53	1346	15 7/16	392	7 1/2	191	9 1/2	241	5/8	16	9	229	20 1/8	511	38 7/16	976	9 1/2	241	20 1/2	521	37 11/16	957
	48	1219	57	1448	59	1499	17 1/16	433	7 1/2	191	9 1/2	241	5/8	16	9	229	21 3/16	538	42 1/16	1068	9 1/2	241	21 9/16	548	41 3/8	1051
	54	1372	63	1600	65	1651	19 1/16	484	9	229	11	279	5/8	16	9	229	22 7/8	581	46 15/16	1192	9 1/2	241	23	584	46 3/16	1173
	60	1524	69	1753	71 1/2	1816	21 1/16	535	9	229	11	279	5/8	16	9	229	24 1/16	611	51 3/4	1314	9 1/2	241	24 3/8	619	51	1295

Equal Impact TROUGHING IDLERS

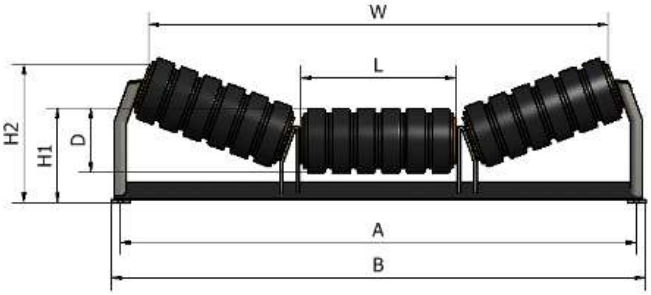

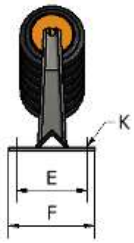

LUFH-MDD CEMA D															ROLLER DIAMETER											
															5″						6″					
															127 mm						152.4 mm					
Troughing Angle	Belt Width		A		B		L		E		F		K		H_1		H_2		W		H_1		H_2		W	
	in	mm	in	mm	in	mm	in	mm	in	mm	in	mm	in	mm	in	mm	in	mm	in	mm	in	mm	in	mm	in	mm
20	24	610	33	838	35	889	9 1/16	230	6	152	9 1/2	241	1/2	13	8 1/2	216	11 11/16	297	27 5/8	702	9	229	12 1/8	308	27 5/16	694
	30	762	39	991	41	1041	11 1/8	283	6	152	9 1/2	241	1/2	13	8 5/8	219	12 9/16	319	33 3/8	848	9 1/8	232	13 1/16	332	32 15/16	837
	36	914	45	1143	47	1194	13 1/4	337	6	152	9 1/2	241	1/2	13	8 5/8	219	13 5/16	338	39 7/16	1002	9 1/8	232	13 3/4	349	39 1/8	994
	42	1067	51	1295	53	1346	15 7/16	392	7 1/2	191	9 1/2	241	5/8	16	9	229	14 7/16	367	45 3/4	1162	9 1/2	241	14 7/8	378	45 7/16	1154
	48	1219	57	1448	59	1499	17 1/19	433	7 1/2	191	9 1/2	241	5/8	16	9	229	14 7/8	378	50 5/8	1286	9 1/2	241	15 3/8	391	50 5/16	1278
	54	1372	63	1600	65	1651	19 1/16	484	9	229	11	279	5/8	16	9	229	15 3/4	400	56 7/16	1434	9 1/2	241	16 1/8	410	56 1/16	1424
	60	1524	69	1753	71 1/2	1816	21 1/16	535	9	229	11	279	5/8	16	9	229	16 1/2	419	62 3/16	1580	9 1/2	241	16 3/4	425	61 7/8	1572
	72	1829	81	2057	83 1/2	2121	26	660	9	229	11	279	5/8	16	9 1/2	241	18 3/8	467	76 3/16	1935	10	254	18 7/8	479	75 13/16	1926
35	24	610	33	838	35	889	9 1/16	230	6	152	9 1/2	241	1/2	13	8 1/2	216	13 13/16	351	24 11/16	627	9	229	14 3/16	360	24 1/8	613
	30	762	39	991	41	1041	11 1/8	283	6	152	9 1/2	241	1/2	13	85/8	219	15 3/16	386	30 3/8	772	9 1/8	232	15 11/16	398	29 13/16	757
	36	914	45	1143	47	1194	13 1/4	337	6	152	9 1/2	241	1/2	13	8 5/8	219	16 3/8	416	35 15/16	913	9 1/8	232	16 13/16	427	35 7/16	900
	42	1067	51	1295	53	1346	15 7/16	392	7 1/2	191	9 1/2	241	5/8	16	9	229	18 1/16	459	41 3/4	1060	9 1/2	241	18 7/16	468	41 3/16	1046
	48	1219	57	1448	59	1499	17 1/19	433	7 1/2	191	9 1/2	241	5/8	16	9	229	18 7/8	479	45 13/16	1164	9 1/2	241	19 1/4	489	45 1/4	1149
	54	1372	63	1600	65	1651	19 1/16	484	9	229	11	279	5/8	16	9	229	20	508	51 1/8	1299	9 1/2	241	20 7/16	519	50 1/2	1283
	60	1524	69	1753	71 1/2	1816	21 1/16	535	9	229	11	279	5/8	16	9	229	21 3/16	538	56 3/8	1432	9 1/2	241	21 9/16	548	55 13/16	1418
	72	1829	81	2057	83 1/2	2121	26	660	9	229	11	279	5/8	16	9 1/2	241	24 7/16	621	84 1/6	2138	10	254	24 7/8	632	69 1/16	1754
45	24	610	33	838	35	889	9 1/16	230	6	152	9 1/2	241	1/2	13	8 1/2	216	15 1/16	383	22 3/4	578	9	229	26 5/6	682	22 1/16	560
	30	762	39	991	41	1041	11 1/8	283	6	152	9 1/2	241	1/2	13	8 5/8	219	16 3/4	425	28 1/16	713	9 1/8	232	17 1/16	433	27 3/8	695
	36	914	45	1143	47	1194	13 1/4	337	6	152	9 1/2	241	1/2	13	8 5/8	219	18 3/16	462	33 1/8	841	9 1/8	232	18 9/16	471	32 5/16	821
	42	1067	51	1295	53	1346	15 7/16	392	7 1/2	191	9 1/2	241	5/8	16	9	229	20 1/8	511	38 7/16	976	9 1/2	241	20 1/2	521	37 11/16	957
	48	1219	57	1448	59	1499	17 1/19	433	7 1/2	191	9 1/2	241	5/8	16	9	229	21 3/16	538	42 1/16	1068	9 1/2	241	21 9/16	548	41 3/8	1051
	54	1372	63	1600	65	1651	19 1/16	484	9	229	11	279	5/8	16	9	229	22 7/8	581	46 15/16	1192	9 1/2	241	23	584	46 3/16	1173
	60	1524	69	1753	71 1/2	1816,1	21 1/16	535	9	229	11	279	5/8	16	9	229	24 1/16	611	51 3/4	1314	9 1/2	241	24 3/8	619	51	1295
	72	1829	81	2057	83 1/2	2121	26	660	9	229	11	279	5/8	16	9 1/2	241	28	711	63 15/16	1624	10	254	28 5/16	719	63 1/4	1607

LUFH-HDE CEMA E															ROLLER DIAMETER											
															6						7″					
															152.4 mm						177.8 mm					
Troughing Angle	Belt Width		A		B		L		E		F		K		H_1		H_2		W		H_1		H_2		W	
	in	mm	in	mm	in	mm	in	mm	in	mm	in	mm	in	mm	in	mm	in	mm	in	mm	in	mm	in	mm	in	mm
20	36	914	45	1143	47	1194	13 1/4	337	6	152	9 1/2	241	1/2	13	8 5/8	219	13 5/16	338	39 7/16	1002	9 1/8	232	13 3/4	349	39 1/8	994
	42	1067	51	1295	53	1346	15 7/16	392	7 1/2	191	9 1/2	241	5/8	16	9	229	14 7/16	367	45 3/4	1162	9 1/2	241	14 7/8	378	45 7/16	1154
	48	1219	57	1448	59	1499	17 1/16	433	7 1/2	191	9 1/2	241	5/8	16	9	229	14 7/8	378	50 5/8	1286	9 1/2	241	15 3/8	391	50 5/16	1278
	54	1372	63	1600	65	1651	19 1/16	484	9	229	11	279	5/8	16	9	229	15 3/4	400	56 7/16	1434	9 1/2	241	16 1/8	410	56 1/16	1424
	60	1524	69	1753	71 1/2	1816	21 1/16	535	9	229	11	279	5/8	16	9	229	16 1/2	419	62 3/16	1580	9 1/2	241	16 3/4	425	61 7/8	1572
	72	1829	81	2057	83 1/2	2121	26	660	9	229	11	279	5/8	16	9 1/2	241	18 3/8	467	76 3/16	1935	10	254	18 7/8	479	75 13/16	1926
	84	2134	93	2362	95 1/2	2426	29 1/2	749	12	305	14	356	3/4	19	11 3/4	298	22 1/16	560	88 1/16	2237	12 1/4	311	22 3/8	568	88 1/2	2248
	96	2438	105	2667	107 1/2	2731	33 1/2	851	12	305	14	356	3/4	19	11 3/4	298	23 7/16	595	99 5/8	2530	12 1/4	311	23 3/4	603	100 1/16	2542
35	36	914	45	1143	47	1194	13 1/4	337	6	152	9 1/2	241	1/2	13	8 5/8	219	16 3/8	416	35 15/16	913	9 1/8	232	16 13/16	427	35 7/16	900
	42	1067	51	1295	53	1346	15 7/16	392	7 1/2	191	9 1/2	241	5/8	16	9	229	18 1/16	459	41 3/4	1060	9 1/2	241	18 7/16	468	41 3/16	1046
	48	1219	57	1448	59	1499	17 1/16	433	7 1/2	191	9 1/2	241	5/8	16	9	229	18 7/8	479	45 13/16	1164	9 1/2	241	19 1/4	489	45 1/4	1149
	54	1372	63	1600	65	1651	19 1/16	484	9	229	11	279	5/8	16	9	229	20	508	51 1/8	1299	9 1/2	241	20 7/16	519	50 1/2	1283
	60	1524	69	1753	71 1/2	1816	21 1/16	535	9	229	11	279	5/8	16	9	229	21 3/16	538	56 3/8	1432	9 1/2	241	21 9/16	548	55 13/16	1418
	72	1829	81	2057	83 1/2	2121	26	660	9	229	11	279	5/8	16	9 1/2	241	24 7/16	621	69 9/16	1767	10	254	24 7/8	632	69 1/16	1754
	84	2134	93	2362	95 1/2	2426	29 1/2	749	12	305	14	356	3/4	19	11 3/4	298	29 1/16	738	79 11/16	2024	12 1/4	311	29 3/8	746	79 1/8	2010
	96	2438	105	2667	107 1/2	2731	33 1/2	851	12	305	14	356	3/4	19	11 3/4	298	31 1/8	791	90 5/8	2302	12 1/4	311	31 7/16	799	85 1/16	2161
45	36	914	45	1143	47	1194	13 1/4	337	6	152	9 1/2	241	1/2	13	8 5/8	219	18 3/16	462	33 1/8	841	9 1/8	232	18 9/16	471	32 5/16	821
	42	1067	51	1295	53	1346	15 7/16	392	7 1/2	191	9 1/2	241	5/8	16	9	229	20 1/8	511	38 7/16	976	9 1/2	241	20 1/2	521	37 11/16	957
	48	1219	57	1448	59	1499	17 1/16	433	7 1/2	191	9 1/2	241	5/8	16	9	229	21 3/16	538	42 1/16	1068	9 1/2	241	21 9/16	548	41 3/8	1051
	54	1372	63	1600	65	1651	19 1/16	484	9	229	11	279	5/8	16	9	229	22 7/8	581	46 15/16	1192	9 1/2	241	23	584	46 3/16	1173
	60	1524	69	1753	71 1/2	1816	21 1/16	535	9	229	11	279	5/8	16	9	229	24 1/16	611	51 3/4	1314	9 1/2	241	24 3/8	619	51	1295
	72	1829	81	2057	83 1/2	2121	26	660	9	229	11	279	5/8	16	9 1/2	241	28	711	63 15/16	1624	10	254	28 5/16	719	63 1/4	1607
	84	2134	93	2362	95 1/2	2425,7	29 1/2	749	12	305	14	356	3/4	19	11 3/4	298	32 3/4	832	72 13/16	1849	11 3/4	298	33 1/16	840	73 1/4	1861
	96	2438	105	2667	107 1/2	2731	33 1/2	851	12	305	14	356	3/4	19	11 3/4	298	35 9/16	903	82 1/4	2089	11 3/4	298	35 7/8	911	82 11/16	2100

Unequal Impact TROUGHING IDLERS

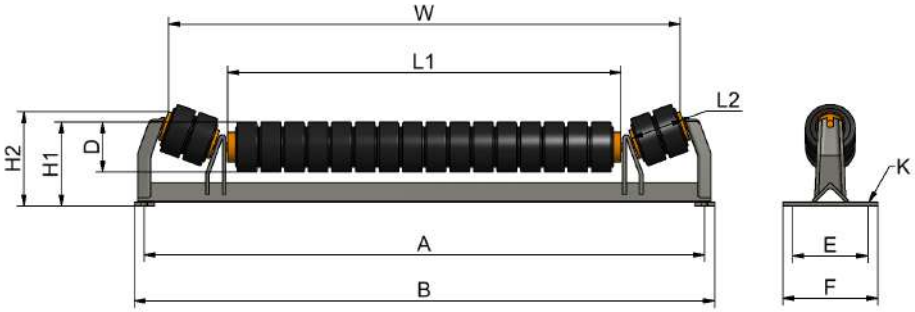

LUFH-LDB CEMA B																	ROLLER DIAMETER											
																	4″						5″					
																	101.6 mm						127 mm					
Troughing Angle	Belt Width		A		B		L1		L2		E		F		K		H_1		H_2		W		H_1		H_2		W	
	in	mm	in	mm	in	mm	in	mm	in	mm	in	mm	in	mm	in	mm	in	mm	in	mm	in	mm	in	mm	in	mm	in	mm
20	24	610	33	838	35	889	15 7/16	392	5 7/16	138	6	152	8	203	1/2	13	7	178	9 1/16	230	26 15/16	684	7 1/2	191	9 7/16	240	26 9/16	675
	30	762	39	991	41	1041	21 3/8	543	5 7/16	138	6	152	8	203	1/2	13	7	178	9 1/16	230	32 7/8	835	7 1/2	191	9 7/16	240	32 1/2	826
	36	914	45	1143	47	1194	27 3/8	695	5 7/16	138	6	152	8	203	1/2	13	7	178	9 1/16	230	38 7/8	987	7 1/2	191	9 7/16	240	38 1/2	978
	42	1067	51	1295	53	1346	33 3/8	848	5 7/16	138	7 1/2	191	9 1/2	241	5/8	16	7 1/2	191	9 9/16	243	44 7/8	1140	8	203	9 15/16	252	44 1/2	1130
	48	1219	57	1448	59	1499	39 3/8	1000	5 7/16	138	7 1/2	191	9 1/2	241	5/8	16	7 1/2	191	9 9/16	243	50 7/8	1292	8	203	9 15/16	252	50 1/2	1283
35	24	610	33	838	35	889	13 1/4	337	7	178	6	152	8	203	1/2	13	7	178	11	279	25 7/16	646	7 1/2	191	11 3/8	289	24 7/8	632
	30	762	39	991	41	1041	15 7/16	392	7	178	6	152	8	203	1/2	13	7	178	12 1/4	311	31 1/4	794	7 1/2	191	12 5/8	321	30 11/16	779
	36	914	45	1143	47	1194	21 3/8	543	7	178	6	152	8	203	1/2	13	7	178	12 1/4	311	37 1/8	943	7 1/2	191	12 5/8	321	36 9/16	929
	42	1067	51	1295	53	1346	21 3/8	543	7 1/2	191	7 1/2	191	9 1/2	241	5/8	16	7 1/2	191	14	356	40 3/16	1021	8	203	14 3/8	365	40 3/4	1035
	48	1219	57	1448	59	1499	27 3/8	695	7 1/2	1905	7 1/2	191	9 1/2	241	5/8	16	7 1/2	191	14	356	46 3/4	1187	8	203	14 3/8	365	46	1168

LUFH-MDC CEMA C																	ROLLER DIAMETER											
																	5″						6″					
																	127 mm						152.4 mm					
Troughing Angle	Belt Width		A		B		L_1		L_2		E		F		K		H_1		H_2		W		H_1		H_2		W	
	in	mm	in	mm	in	mm	in	mm	in	mm	in	mm	in	mm	in	mm	in	mm	in	mm	in	mm	in	mm	in	mm	in	mm
20	24	610	33	838	35	889	15 7/16	392	5 7/16	138	6	152	8	203	1/2	13	7	178	9 1/16	230	26 15/16	684	7 1/2	191	9 7/16	240	26 9/16	675
	30	762	39	991	41	1041	21 3/8	543	5 7/16	138	6	152	8	203	1/2	13	7	178	9 1/16	230	32 7/8	835	7 1/2	191	9 7/16	240	32 1/2	826
	36	914	45	1143	47	1194	27 3/8	695	5 7/16	138	6	152	8	203	1/2	13	7	178	9 1/16	230	38 7/8	987	7 1/2	191	9 7/16	240	38 1/2	978
	42	1067	51	1295	53	1346	33 3/8	848	5 7/16	138	7 1/2	191	9 1/2	241	5/8	16	7 1/2	191	9 9/16	243	44 7/8	1140	8	203	9 15/16	252	44 1/2	1130
	48	1219	57	1448	59	1499	39 3/8	1000	5 7/16	138	7 1/2	191	9 1/2	241	5/8	16	7 1/2	191	9 9/16	243	50 7/8	1292	8	203	9 15/16	252	50 1/2	1283
	54	1372	63	1600	65	1651	45 3/8	1153	5 7/16	138	9	229	11	279	5/8	16	9	229	11	279	56 7/8	1445	9 1/2	241	11 7/16	291	56 9/16	1437
	60	1524	69	1753	71 1/2	1816	51 3/8	1305	5 7/16	138	9	229	11	279	5/8	16	9	229	11	279	62 7/8	1597	9 1/2	241	11 7/16	291	62 9/16	1589
35	24	610	33	838	35	889	13 1/4	337	6 3/4	171	6	152	8	203	1/2	13	7	178	11	279	25 7/16	646	7 1/2	191	11 3/8	289	24 7/8	632
	30	762	39	991	41	1041	15 7/16	392	8 15/16	227	6	152	8	203	1/2	13	7	178	12 1/4	311	31 1/4	794	7 1/2	191	12 5/8	321	30 11/16	779
	36	914	45	1143	47	1194	21 3/8	543	8 15/16	227	6	152	8	203	1/2	13	7	178	12 1/4	311	37 1/8	943	7 1/2	191	12 5/8	321	36 9/16	929
	42	1067	51	1295	53	1346	21 3/8	543	11 1/8	283	7 1/2	191	9 1/2	241	5/8	16	7 1/2	191	14	356	40 3/16	1021	8	203	14 3/8	365	40 3/4	1035
	48	1219	57	1448	59	1499	27 3/8	695	11 1/8	283	7 1/2	191	9 1/2	241	5/8	16	7 1/2	191	14	356	46 3/4	1187	8	203	14 3/8	365	46	1168
	54	1372	63	1600	65	1651	33 3/8	848	11 1/8	283	9	229	11	279	5/8	16	9	229	15 9/16	395	52 5/8	1337	9 1/2	241	15 7/8	403	52 1/16	1322
	60	1524	69	1753	71 1/2	1816	39 3/8	1000	11 1/8	283	9	229	11	279	5/8	16	9	229	15 9/16	395	58 5/8	1489	9 1/2	241	15 7/8	403	58 1/16	1475

Unequal Impact TROUGHING IDLERS

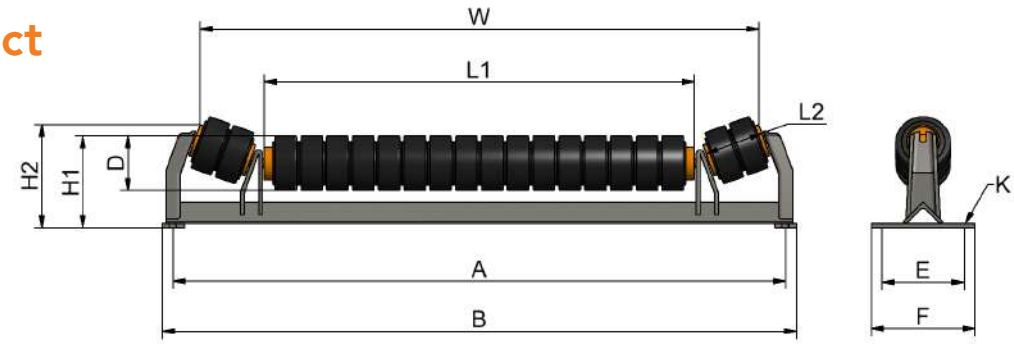

LUFH-MDD CEMA D																	ROLLER DIAMETER											
																	5″						6″					
																	127 mm						152.4 mm					
Troughing Angle	Belt Width		A		B		L_1		L_2		E		F		K		H_1		H_2		W		H_1		H_2		W	
	in	mm	in	mm	in	mm	in	mm	in	mm	in	mm	in	mm	in	mm	in	mm	in	mm	in	mm	in	mm	in	mm	in	mm
20	24	610	33	838	35	889	15 7/16	392	5 7/16	138	6	152	8	203	1/2	13	7	178	9 1/16	230	26 15/16	684	7 1/2	191	9 7/16	240	26 9/16	675
	30	762	39	991	41	1041	21 3/8	543	5 7/16	138	6	152	8	203	1/2	13	7	178	9 1/16	230	32 7/8	835	7 1/2	191	9 7/16	240	32 1/2	826
	36	914	45	1143	47	1194	27 3/8	695	5 7/16	138	6	152	8	203	1/2	13	7	178	9 1/16	230	38 7/8	987	7 1/2	191	9 7/16	240	38 1/2	978
	42	1067	51	1295	53	1346	33 3/8	848	5 7/16	138	7 1/2	191	9 1/2	241	5/8	16	7 1/2	191	9 9/16	243	44 7/8	1140	8	203	9 15/16	252	44 1/2	1130
	48	1219	57	1448	59	1499	39 3/8	1000	5 7/16	138	7 1/2	191	9 1/2	241	5/8	16	7 1/2	191	9 9/16	243	50 7/8	1292	8	203	9 15/16	252	50 1/2	1283
	54	1372	63	1600	65	1651	45 3/8	1153	5 7/16	138	9	229	11	279	5/8	16	9	229	11	279	56 7/8	1445	9 1/2	241	11 7/16	291	56 9/16	1437
	60	1524	69	1753	71 1/2	1816	51 3/8	1305	5 7/16	138	9	229	11	279	5/8	16	9	229	11	279	62 7/8	1597	9 1/2	241	11 7/16	291	62 9/16	1589
	72	1829	81	2057	83 1/2	2121	63 3/8	1610	5 7/16	138	9	229	11	279	5/8	16	9 1/2	241	11 3/8	289	74 7/8	1902	10	254	11 13/16	300	74 9/16	1894
35	24	610	33	838	35	889	13 1/4	337	6 3/4	171	6	152	8	203	1/2	13	7	178	11	279	25 7/16	646	7 1/2	191	11 3/8	289	24 7/8	632
	30	762	39	991	41	1041	15 7/16	392	8 15/16	227	6	152	8	203	1/2	13	7	178	12 1/4	311	31 1/4	794	7 1/2	191	12 5/8	321	30 11/16	779
	36	914	45	1143	47	1194	21 3/8	543	8 15/16	227	6	152	8	203	1/2	13	7	178	12 1/4	311	37 1/8	943	7 1/2	191	12 5/8	321	36 9/16	929
	42	1067	51	1295	53	1346	21 3/8	543	11 1/8	283	7 1/2	191	9 1/2	241	5/8	16	7 1/2	191	14	356	40 3/16	1021	8	203	14 3/8	365	40 3/4	1035
	48	1219	57	1448	59	1499	27 3/8	695	11 1/8	283	7 1/2	191	9 1/2	241	5/8	16	7 1/2	191	14	356	46 3/4	1187	8	203	14 3/8	365	46	1168
	54	1372	63	1600	65	1651	33 3/8	848	11 1/8	283	9	229	11	279	5/8	16	9	229	15 9/16	395	52 5/8	1337	9 1/2	241	15 7/8	403	52 1/16	1322
	60	1524	69	1753	71 1/2	1816	39 3/8	1000	11 1/8	283	9	229	11	279	5/8	16	9	229	15 9/16	395	58 5/8	1489	9 1/2	241	15 7/8	403	58 1/16	1475
	72	1829	81	2057	83 1/2	2121	51 3/8	1305	11 1/8	283	9	229	11	279	5/8	16	9 1/2	241	15 7/8	403	70 5/8	1794	10	254	16 1/3	414	70 1/16	1780

LUFH-HDE CEMA E																	ROLLER DIAMETER											
																	6″						7″					
																	152.4 mm						177.8 mm					
Troughing Angle	Belt Width		A		B		L_1		L_2		E		F		K		H_1		H_2		W		H_1		H_2		W	
	in	mm	in	mm	in	mm	in	mm	in	mm	in	mm	in	mm	in	mm	in	mm	in	mm	in	mm	in	mm	in	mm	in	mm
20	36	914	45	1143	47	1194	27 3/8	695	5 7/16	138	6	152	8	203	1/2	13	7	178	9 1/16	230	38 7/8	987	7 1/2	191	9 7/16	240	38 1/2	978
	42	1067	51	1295	53	1346	33 3/8	848	5 7/16	138	7 1/2	191	9 1/2	241	5/8	16	7 1/2	191	9 9/16	243	44 7/8	1140	8	203	9 15/16	252	44 1/2	1130
	48	1219	57	1448	59	1499	39 3/8	1000	5 7/16	138	7 1/2	191	9 1/2	241	5/8	16	7 1/2	191	9 9/16	243	50 7/8	1292	8	203	9 15/16	252	50 1/2	1283
	54	1372	63	1600	65	1651	45 3/8	1153	5 7/16	138	9	229	11	279	5/8	16	9	229	11	279	56 7/8	1445	9 1/2	241	11 7/16	291	56 5/9	1437
	60	1524	69	1753	71 1/12	1806	51 3/8	1305	5 7/16	138	9	229	11	279	5/8	16	9	229	11	279	62 7/8	1597	9 1/2	241	11 7/16	291	62 5/9	1589
	72	1829	81	2057	83 1/12	2110	63 3/8	1610	5 7/16	138	9	229	11	279	5/8	16	9 1/2	241	11 3/8	289	74 7/8	1902	10	254	11 13/16	300	74 9/16	1894
	84	2134	93	2362	95 1/2	2426	71 3/4	1822	7 1/2	191	12	305	14	356	3/4	19	11 5/8	295	14 3/8	365	88 1/8	2238	12 1/8	308	14 13/16	376	87 3/4	2229
	96	2438	105	2667	107 1/2	2731	83 3/4	2127	7 1/2	191	12	305	14	356	3/4	19	11 5/8	295	14 3/8	365	100 1/8	2543	12 1/8	308	14 13/16	376	99 3/4	2534

RETURN

Self-Aligning RETURN IDLERS

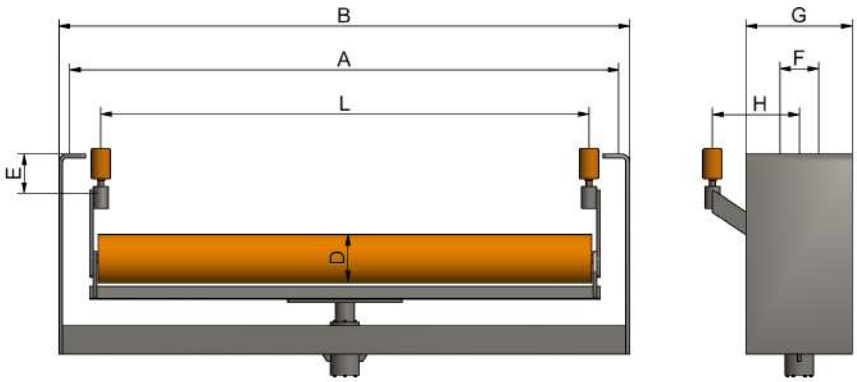

LUFH-LDB CEMA B										ROLLER DIAMETER											
										4"						5"					
										101.6 mm						127 mm					
Belt Width		E		F		G		H		A		B		L		A		B		L	
in	mm	in	mm	in	mm	in	mm	in	mm	in	mm	in	mm	in	mm	in	mm	in	mm	in	mm
18	457	4 1/2	114	4	102	11	279	8 15/16	227	27	686	29	737	21 3/8	543	27	686	29	737	21 3/8	543
24	610	4 1/2	114	4	102	11	279	8 15/16	227	33	838	35	889	27 3/8	695	33	838	35	889	27 3/8	695
30	762	4 1/2	114	4	102	11	279	8 15/16	227	39	991	41	1041	33 3/8	848	39	991	41	1041	33 3/8	848
36	914	4 1/2	114	4	102	11	279	8 15/16	227	45	1143	47	1194	39 3/8	1000	45	1143	47	1194	39 3/8	1000
42	1067	4 1/2	114	4	102	11	279	8 15/16	227	51	1295	53	1346	45 3/8	1153	51	1295	53	1346	45 3/8	1153
48	1219	4 1/2	114	4	102	11	279	8 15/16	227	57	1448	59	1499	51 3/8	1305	57	1448	59	1499	51 3/8	1305
54	1372	--	--	--	--	--	--	--	--	--	--	--	--	--	--	--	--	--	--	--	--
60	1524	--	--	--	--	--	--	--	--	--	--	--	--	--	--	--	--	--	--	--	--

LUFH-MDC CEMA C										ROLLER DIAMETER											
										5"						6"					
										127 mm						152.4 mm					
Belt Width		E		F		G		H		A		B		L		A		B		L	
in	mm	in	mm	in	mm	in	mm	in	mm	in	mm	in	mm	in	mm	in	mm	in	mm	in	mm
18	457	4 1/2	114	4	102	11	279	8 15/16	227	27	686	29	737	21 3/8	543	27	686	29	737	21 3/8	543
24	610	4 1/2	114	4	102	11	279	8 15/16	227	33	838	35	889	27 3/8	695	33	838	35	889	27 3/8	695
30	762	4 1/2	114	4	102	11	279	8 15/16	227	39	991	41	1041	33 3/8	848	39	991	41	1041	33 3/8	848
36	914	4 1/2	114	4	102	11	279	8 15/16	227	45	1143	47	1194	39 3/8	1000	45	1143	47	1194	39 3/8	1000
42	1067	4 1/2	114	4	102	11	279	8 15/16	227	51	1295	53	1346	45 3/8	1153	51	1295	53	1346	45 3/8	1153
48	1219	4 1/2	114	4	102	11	279	8 15/16	227	57	1448	59	1499	51 3/8	1305	57	1448	59	1499	51 3/8	1305
54	1372	4 1/2	114	4	102	11	279	8 15/16	227	63	1600	65	1651	57 3/8	1457	63	1600	65	1651	57 3/8	1457
60	1524	4 1/2	114	4	102	11	279	8 15/16	227	69	1753	71 1/2	1816	63 3/8	1610	69	1753	71 1/2	1816	63 3/8	1610

LUFH-MDD CEMA D										ROLLER DIAMETER																			
										5"						6"						7"							
										127 mm						152.4 mm						177.8 mm							
Belt Width		E		F		G		H		A		B		L		A		B		L		A		B		L			
in	mm	in	mm	in	mm	in	mm	in	mm	in	mm	in	mm	in	mm	in	mm	in	mm	in	mm	mm	in	mm	in	mm	in	mm	
24	610	4 1/2	114	4	102	11	279	8 15/16	227	33	838	35	889	23 3/8	594	33	838	35	889	23 3/8	594	991	45	1143	47	1194	39	991	
30	762	4 1/2	114	4	102	11	279	8 15/16	227	39	991	41	1041	33 3/8	848	39	991	41	1041	33 3/8	848	1143	51	1295	53	1346	45	1143	
36	914	4 1/2	114	4	102	11	279	8 15/16	227	45	1143	47	1194	39 3/8	1000	45	1143	47	1194	39 3/8	1000	1295	57	1448	59	1499	51	1295	
42	1067	4 1/2	114	4	102	11	279	8 15/16	227	51	1295	53	1346	45 3/8	1153	51	1295	53	1346	45 3/8	1153	1448	63	1600	65	1651	57	1448	
48	1219	4 1/2	114	4	102	11	279	8 15/16	227	57	1448	59	1499	51 3/8	1305	57	1448	59	1499	51 3/8	1305	1600	69	1753	71 1/2	1816	63	1600	
54	1372	4 1/2	114	4	102	11	279	8 15/16	227	63	1600	65	1651	57 3/8	1457	63	1600	65	1651	57 3/8	1457	1905	81	2057	83 1/2	2121	75	1905	
60	1524	4 1/2	114	4	102	11	279	8 15/16	227	69	1753	71 1/2	1816	63 3/8	1610	69	1753	71 1/2	1816	63 3/8	1610	2210	93	2362	95 1/2	2426	87	2210	
72	1829	4 1/2	114	4	102	11	279	8 15/16	227	81	2057	83 1/2	2121	75 3/8	1915	81	2057	83 1/2	2121	75 3/8	1915	2515	105	2667	107 1/2	2731	99	2515	

LUFH-HDE CEMA E										ROLLER DIAMETER											
										6"						7"					
										152.4 mm						177.8 mm					
Belt Width		E		F		G		H		A		B		L		A		B		L	
in	mm	in	mm	in	mm	in	mm	in	mm	in	mm	in	mm	in	mm	in	mm	in	mm	in	mm
36	914	17 13/16	452	9	229	16	406	8 15/16	227	45	1143	47	1194	39	991	45	1143	47	1194	39	991
42	1067	17 13/16	452	9	229	16	406	8 15/16	227	51	1295	53	1346	45	1143	51	1295	53	1346	45	1143
48	1219	17 13/16	452	9	229	16	406	8 15/16	227	57	1448	59	1499	51	1295	57	1448	59	1499	51	1295
54	1372	17 13/16	452	9	229	16	406	8 15/16	227	63	1600	65	1651	57	1448	63	1600	65	1651	57	1448
60	1524	17 13/16	452	9	229	16	406	8 15/16	227	69	1753	71 1/2	1816	63	1600	69	1753	71 1/2	1816	63	1600
72	1829	17 13/16	452	9	229	16	406	8 15/16	227	81	2057	83 1/2	2121	75	1905	81	2057	83 1/2	2121	75	1905
84	2134	17 13/16	452	9	229	16	406	8 15/16	227	93	2362	95 1/2	2426	87	2210	93	2362	95 1/2	2426	87	2210
96	2438	17 13/16	452	9	229	16	406	8 15/16	227	105	2667	107 1/2	2731	99	2515	105	2667	107 1/2	2731	99	2515

V- Return IDLERS

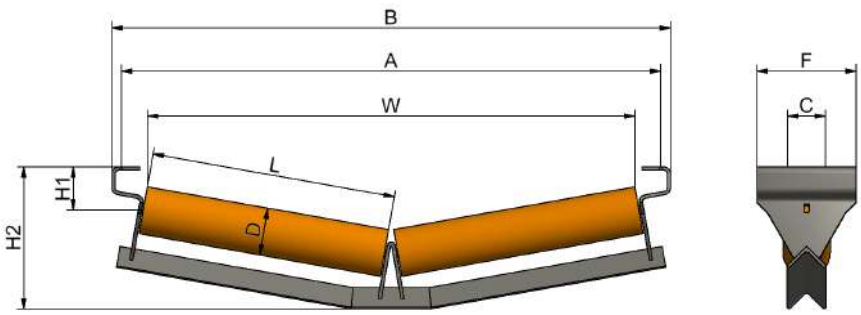

LUFH-MDC CEMA C													ROLLER DIAMETER							
													5"				6"			
													127 mm				152.4 mm			
HEIGHT	Belt Width		A		B		C		F		L		H_2		W		H_2		W	
	in	mm	in	mm	in	mm	in	mm	in	mm	in	mm	in	mm	in	mm	in	mm	in	mm
H1 = 4 1/2"	24	610	33	838	35	889	4	102	10 1/2	267	13 5/8	346	12 7/8	327	27 1/2	699	12 7/8	327	27 3/8	695
	30	762	39	991	41	1041	4	102	10 1/2	267	16 11/16	424	13 3/8	340	33 1/2	851	13 3/8	340	33 3/8	848
	36	914	45	1143	47	1194	4	102	10 1/2	267	19 3/4	502	13 7/8	352	39 1/2	1003	13 7/8	352	39 3/8	1000
	42	1067	51	1295	53	1346	4	102	10 1/2	267	22 13/16	579	14 7/16	367	45 5/8	1159	14 7/16	367	45 7/16	1154
H1 = 114.3 mm	48	1219	57	1448	59	1499	4	102	10 1/2	267	25 7/8	657	14 15/16	379	51 1/2	1308	14 15/16	379	51 3/8	1305
	54	60	63	1600	65	1651	4	102	10 1/2	267	28 7/8	733	15 1/2	394	57 1/2	1461	15 1/2	394	57 3/8	1457
	60	1524	69	1753	71 1/2	1816	4	102	10 1/2	267	31 15/16	811	16	406	63 1/2	1613	16	406	63 3/8	1610
H1 = 7"	18	457	33	838	35	889	4	102	10 1/2	267	13 5/8	346	15 3/8	391	27 1/2	699	15 3/8	391	27 3/8	695
	24	610	39	991	41	1041	4	102	10 1/2	267	16 11/16	424	15 7/8	403	33 1/2	851	15 7/8	403	33 3/8	848
	30	762	45	1143	47	1194	4	102	10 1/2	267	19 3/4	502	16 7/16	418	39 1/2	1003	16 7/16	418	39 3/8	1000
	36	914	51	1295	53	1346	4	102	10 1/2	267	22 13/16	579	16 15/16	430	45 5/8	1159	41 1/6	1046	45 7/16	1154
H1 = 177.8 mm	42	1067	57	1448	59	1499	4	102	10 1/2	267	25 7/8	657	17 7/16	443	51 1/2	1308	17 7/16	443	51 3/8	1305
	48	1219	63	1600	65	1651	4	102	10 1/2	267	28 7/8	733	18	457	57 1/2	1461	18	457	57 3/8	1457
	60	1524	69	1753	71 1/2	1816	4	102	10 1/2	267	31 15/16	811	18 1/2	470	63 1/2	1613	18 1/2	470	63 3/8	1610

LUFH-MDD CEMA D													ROLLER DIAMETER							
													5"				6"			
													127 mm				152.4 mm			
HEIGHT	Belt Width		A		B		C		F		L		H_2		W		H_2		W	
	in	mm	in	mm	in	mm	in	mm	in	mm	in	mm	in	mm	in	mm	in	mm	in	mm
H1 = 4 1/2"	24	610	33	838	35	889	4	102	10 1/2	267	13 5/8	346	12 7/8	327	27 1/2	699	12 7/8	327	27 3/8	695
	30	762	39	991	41	1041	4	102	10 1/2	267	16 11/16	424	13 3/8	340	33 1/2	851	13 3/8	340	33 3/8	848
	36	914	45	1143	47	1194	4	102	10 1/2	267	19 3/4	502	13 7/8	352	39 1/2	1003	13 7/8	352	39 3/8	1000
	42	1067	51	1295	53	1346	4	102	10 1/2	267	22 13/16	579	14 7/16	367	45 5/8	1159	14 7/16	367	45 7/16	1154
H1 = 114.3 mm	48	1219	57	1448	59	1499	4	102	10 1/2	267	25 7/8	657	14 15/16	379	51 1/2	1308	14 15/16	379	51 3/8	1305
	54	1372	63	1600	65	1651	4	102	10 1/2	267	28 7/8	733	15 1/2	394	57 1/2	1461	15 1/2	394	57 3/8	1457
	60	1524	69	1753	71 1/2	1816	4	102	10 1/2	267	31 15/16	811	16	406	63 1/2	1613	16	406	63 3/8	1610
	72	1829	81	2057	83 1/2	2121	4	102	10 1/2	267	38	965	17 1/6	436	75 1/2	1918	17 1/6	436	75 3/8	1915
H1 = 7"	18	457	33	838	35	889	4	102	10 1/2	267	13 5/8	346	15 3/8	391	27 1/2	699	15 3/8	391	27 3/8	695
	24	610	39	991	41	1041	4	102	10 1/2	267	16 11/16	424	15 7/8	403	33 1/2	851	15 7/8	403	33 3/8	848
	30	762	45	1143	47	1194	4	102	10 1/2	267	19 3/4	502	16 7/16	418	39 1/2	1003	16 7/16	418	39 3/8	1000
	36	914	51	1295	53	1346	4	102	10 1/2	267	22 13/16	579	16 15/16	430	45 5/8	1159	41 1/6	1046	45 7/16	1154
H1 = 177.8 mm	42	1067	57	1448	59	1499	4	102	10 1/2	267	25 7/8	657	17 7/16	443	51 1/2	1308	17 7/16	443	51 3/8	1305
	48	1219	63	1600	65	1651	4	102	10 1/2	267	28 7/8	733	18	457	57 1/2	1461	18	457	57 3/8	1457
	60	1524	69	1753	71 1/2	1816	4	102	10 1/2	267	31 15/16	811	18 1/2	470	63 1/2	1613	18 1/2	470	63 3/8	1610
	72	1829	81	2057	83 1/2	2121	4	102	10 1/2	267	38	965	19 5/8	498	75 1/2	1918	19 5/8	498	75 3/8	1915

LUFH-HDE CEMA E													ROLLER DIAMETER							
													6"				7"			
													152.4 mm				177.8 mm			
HEIGHT	Belt Width		A		B		C		F		L		H_2		W		H_2		W	
	in	mm	in	mm	in	mm	in	mm	in	mm	in	mm	in	mm	in	mm	in	mm	in	mm
H1 = 7"	36	914	45	1143	47	1194	9 1/2	241	12	305	19 3/4	502	13 7/8	352	39 3/8	1000	18 1/8	460	38 7/16	976
	42	1067	51	1295	53	1346	9 1/2	241	12	305	22 13/16	579	14 7/16	367	45 4/9	1154	18 11/16	475	44 7/16	1129
	48	1219	57	1448	59	1499	9 1/2	241	12	305	25 7/8	657	14 15/16	379	51 3/8	1305	19 3/16	487	50 7/16	1281
	54	1372	63	1600	65	1651	9 1/2	241	12	305	28 7/8	733	15 1/2	394	57 3/8	1457	19 3/4	502	56 7/16	1434
H1 = 177.8 mm	60	1524	69	1753	71 1/2	1816	9 1/2	241	12	305	31 15/16	811	16	406	63 3/8	1610	20 1/4	514	62 7/16	1586
	72	1829	81	2057	83 1/2	2121	9 1/2	241	12	305	38	965	17 1/16	433	75 3/8	1915	21 5/16	541	74 7/16	1891
	84	2134	93	2362	95 1/2	2426	9 1/2	241	12	305	43 3/8	1102	22 5/8	575	86 5/8	2200	22 5/8	575	86 7/16	2196
	96	2438	105	2667	107 1/2	2731	9 1/2	241	12	305	49 7/16	1256	23 11/16	602	98 5/8	2505	23 11/16	602	98 7/16	2500

Return IDLERS



LUFH-LDB CEMA B		ROLLER DIAMETER											
		4" & 5"											
		101.6 mm & 127 mm											
Belt Width		A		B		L		C		F		E	
in	mm	in	mm	in	mm	in	mm	in	mm	in	mm	in	mm
14	356	23	584	25	635	17 3/8	441	6	152	4	102	4 1/2	114
16	406	25	635	27	686	19 3/8	492	6	152	4	102	4 1/2	114
18	457	27	686	29	737	21 3/8	543	6	152	4	102	4 1/2	114
20	508	29	737	31	787	23 3/8	594	6	152	4	102	4 1/2	114
24	610	33	838	35	889	27 3/8	695	6	152	4	102	4 1/2	114
30	762	39	991	41	1041	33 3/8	848	6	152	4	102	4 1/2	114
36	914	45	1143	47	1194	39 3/8	1000	6	152	4	102	4 1/2	114
42	1067	51	1295	53	1346	45 3/8	1153	6	152	4	102	4 1/2	114
48	1219	57	1448	59	1499	51 3/8	1305	6	152	4	102	4 1/2	114

LUFH-MDC CEMA C		ROLLER DIAMETER											
		5" & 6"											
		127 mm & 152.4 mm											
Belt Width		A		B		L		C		F		E	
in	mm	in	mm	in	mm	in	mm	in	mm	in	mm	in	mm
18	457	27	686	29	737	21 3/8	543	6	152	4	102	4 1/2	114
20	508	29	737	31	787	23 3/8	594	6	152	4	102	4 1/2	114
24	610	33	838	35	889	27 3/8	695	6	152	4	102	4 1/2	114
30	762	39	991	41	1041	33 3/8	848	6	152	4	102	4 1/2	114
36	914	45	1143	47	1194	39 3/8	1000	6	152	4	102	4 1/2	114
42	1067	51	1295	53	1346	45 3/8	1153	6	152	4	102	4 1/2	114
48	1219	57	1448	59	1499	51 3/8	1305	6	152	4	102	4 1/2	114
54	1372	63	1600	65	1651	57 3/8	1457	6	152	4	102	4 1/2	114
60	1524	69	1753	71 1/2	1816	63 3/8	1610	6	152	4	102	4 1/2	114

LUFH-MDD CEMA D		ROLLER DIAMETER											
		5" & 6"											
		127 mm & 152.4 mm											
Belt Width		A		B		L		C		F		E	
in	mm	in	mm	in	mm	in	mm	in	mm	in	mm	in	mm
24	610	33	838	35	889	27 3/8	695	6	152	4	102	4 1/2	114
30	762	39	991	41	1041	33 3/8	848	6	152	4	102	4 1/2	114
36	914	45	1143	47	1194	39 3/8	1000	6	152	4	102	4 1/2	114
42	1067	51	1295	53	1346	45 3/8	1153	6	152	4	102	4 1/2	114
48	1219	57	1448	59	1499	51 3/8	1305	6	152	4	102	4 1/2	114
54	1372	63	1600	65	1651	57 3/8	1457	6	152	4	102	4 1/2	114
60	1524	69	1753	71 1/2	1816	63 3/8	1610	6	152	4	102	4 1/2	114
72	1829	81	2057	83 1/2	2121	75 3/8	1915	6	152	4	102	4 1/2	114

LUFH-HDE CEMA E		ROLLER DIAMETER											
		6" & 7"											
		152.4 mm & 177.8 mm											
Belt Width		A		B		L		C		F		E	
in	mm	in	mm	in	mm	in	mm	in	mm	in	mm	in	mm
36	914	45	1143	47	1194	39 3/8	1000	6	152	4	102	4 1/2	114
42	1067	51	1295	53	1346	45 3/8	1153	6	152	4	102	4 1/2	114
48	1219	57	1448	59	1499	51 3/8	1305	6	152	4	102	4 1/2	114
54	1372	63	1600	65	1651	57 3/8	1457	6	152	4	102	4 1/2	114
60	1524	69	1753	71 1/2	1816	63 3/8	1610	6	152	4	102	4 1/2	114
72	1829	81	2057	83 1/2	2121	75 3/8	1915	6	152	4	102	4 1/2	114
84	2134	93	2362	96	2438	87	2210	6	152	4	102	4 1/2	114
96	2438	105	2667	108	2743	99	2515	6	152	4	102	4 1/2	114

Flat IDLERS



LUFH-LDB CEMA B		ROLLER DIAMETER											
		4" & 5"											
		101.6 mm & 127 mm											
Belt Width		A		B		L		F		C		E	
in	mm	in	mm	in	mm	in	mm	in	mm	in	mm	in	mm
14	356	23	584	25	635	17 3/8	441	4	102	6	152	4 1/4	108
16	406	25	635	27	686	19 3/8	492	4	102	6	152	4 1/4	108
18	457	27	686	29	737	21 3/8	543	4	102	6	152	4 1/4	108
20	508	29	737	31	787	23 3/8	594	4	102	6	152	4 1/4	108
24	610	33	838	35	889	27 3/8	695	4	102	6	152	4 1/4	108
30	762	39	991	41	1041	33 3/8	848	4	102	6	152	4 1/4	108
36	914	45	1143	47	1194	39 3/8	1000	4	102	6	152	4 1/4	108
42	1067	51	1295	53	1346	45 3/8	1153	4	102	6	152	4 1/4	108
48	1219	57	1448	59	1499	51 3/8	1305	4	102	6	152	4 1/4	108

LUFH-MDC CEMA C		ROLLER DIAMETER											
		5" & 6"											
		127 mm & 152.4 mm											
Belt Width		A		B		L		F		C		E	
in	mm	in	mm	in	mm	in	mm	in	mm	in	mm	in	mm
18	457	27	686	29	737	21 3/8	543	4	102	6	152	4 1/4	108
20	508	29	737	31	787	23 3/8	594	4	102	6	152	4 1/4	108
24	610	33	838	35	889	27 3/8	695	4	102	6	152	4 1/4	108
30	762	39	991	41	1041	33 3/8	848	4	102	6	152	4 1/4	108
36	914	45	1143	47	1194	39 3/8	1000	4	102	6	152	4 1/4	108
42	1067	51	1295	53	1346	45 3/8	1153	4	102	6	152	4 1/4	108
48	1219	57	1448	59	1499	51 3/8	1305	4	102	6	152	4 1/4	108
54	1372	63	1600	65	1651	57 3/8	1457	4	102	6	152	4 1/4	108
60	1524	69	1753	71 1/2	1816	63 3/8	1610	4	102	6	152	4 1/4	108

LUFH-MDD CEMA D		ROLLER DIAMETER											
		5" & 6"											
		127 mm & 152.4 mm											
Belt Width		A		B		L		F		C		E	
in	mm	in	mm	in	mm	in	mm	in	mm	in	mm	in	mm
24	610	33	838	35	889	27 3/8	695	4	102	6	152	4 1/4	108
30	762	39	991	41	1041	33 3/8	848	4	102	6	152	4 1/4	108
36	914	45	1143	47	1194	39 3/8	1000	4	102	6	152	4 1/4	108
42	1067	51	1295	53	1346	45 3/8	1153	4	102	6	152	4 1/4	108
48	1219	57	1448	59	1499	51 3/8	1305	4	102	6	152	4 1/4	108
54	1372	63	1600	65	1651	57 3/8	1457	4	102	6	152	4 1/4	108
60	1524	69	1753	71 1/2	1816	63 3/8	1610	4	102	6	152	4 1/4	108
72	1829	81	2057	83 1/2	2121	75 3/8	1915	4	102	6	152	4 1/4	108

LUFH-HDE CEMA E		ROLLER DIAMETER											
		6" & 7"											
		152.4 mm & 177.8 mm											
Belt Width		A		B		L		F		C		E	
in	mm	in	mm	in	mm	in	mm	in	mm	in	mm	in	mm
36	914	45	1143	47	1194	39 3/8	1000	4	102	6	152	4 1/4	108
42	1067	51	1295	53	1346	45 3/8	1153	4	102	6	152	4 1/4	108
48	1219	57	1448	59	1499	51 3/8	1305	4	102	6	152	4 1/4	108
54	1372	63	1600	65	1651	57 3/8	1457	4	102	6	152	4 1/4	108
60	1524	69	1753	71 1/2	1816	63 3/8	1610	4	102	6	152	4 1/4	108
72	1829	81	2057	83 1/2	2121	75 3/8	1915	4	102	6	152	4 1/4	108
84	2134	93	2362	96	2438	87	2210	4	102	6	152	4 1/4	108
96	2438	105	2667	108	2743	99	2515	4	102	6	152	4 1/4	108

Rubber Discs
RETURN IDLERS

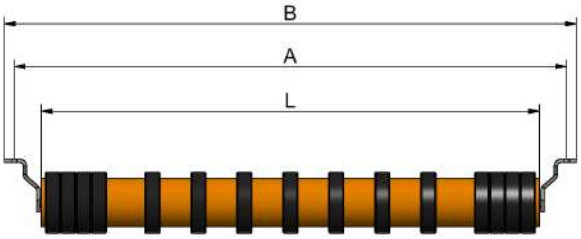

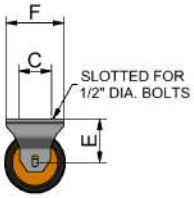

LUFH-LDB CEMA B		ROLLER DIAMETER											
		4" & 5"											
		101.6 mm & 127 mm											
Belt Width		A		B		L		F		C		E	
in	mm	in	mm	in	mm	in	mm	in	mm	in	mm	in	mm
18	457	27	686	29	737	21 3/8	543	6	152	4	102	4 1/2	114
20	508	29	737	31	787	23 3/8	594	6	152	4	102	4 1/2	114
24	610	33	838	35	889	27 3/8	695	6	152	4	102	4 1/2	114
30	762	39	991	41	1041	33 3/8	848	6	152	4	102	4 1/2	114
36	914	45	1143	47	1194	39 3/8	1000	6	152	4	102	4 1/2	114
42	1067	51	1295	53	1346	45 3/8	1153	6	152	4	102	4 1/2	114
48	1219	57	1448	59	1499	51 3/8	1305	6	152	4	102	4 1/2	114
54	1372	--	--	--	--	--	--	--	--	--	--	--	--
60	1524	--	--	--	--	--	--	--	--	--	--	--	--

LUFH-MDC CEMA C		ROLLER DIAMETER											
		5" & 6"											
		127 mm & 152.4 mm											
Belt Width		A		B		L		F		C		E	
in	mm	in	mm	in	mm	in	mm	in	mm	in	mm	in	mm
18	457	27	686	29	737	21 3/8	543	6	152	4	102	4 1/2	114
20	508	29	737	31	787	23 3/8	594	6	152	4	102	4 1/2	114
24	610	33	838	35	889	27 3/8	695	6	152	4	102	4 1/2	114
30	762	39	991	41	1041	33 3/8	848	6	152	4	102	4 1/2	114
36	914	45	1143	47	1194	39 3/8	1000	6	152	4	102	4 1/2	114
42	1067	51	1295	53	1346	45 3/8	1153	6	152	4	102	4 1/2	114
48	1219	57	1448	59	1499	51 3/8	1305	6	152	4	102	4 1/2	114
54	1372	63	1600	65	1651	57 3/8	1457	6	152	4	102	4 1/2	114
60	1524	69	1753	71 1/2	1816	63 3/8	1610	6	152	4	102	4 1/2	114

LUFH-MDD CEMA D		ROLLER DIAMETER											
		5" & 6"											
		127 mm & 152.4 mm											
Belt Width		A		B		L		F		C		E	
in	mm	in	mm	in	mm	in	mm	in	mm	in	mm	in	mm
24	610	33	838	35	889	27 3/8	695	6	152	4	102	4 1/2	114
30	762	39	991	41	1041	33 3/8	848	6	152	4	102	4 1/2	114
36	914	45	1143	47	1194	39 3/8	1000	6	152	4	102	4 1/2	114
42	1067	51	1295	53	1346	45 3/8	1153	6	152	4	102	4 1/2	114
48	1219	57	1448	59	1499	51 3/8	1305	6	152	4	102	4 1/2	114
54	1372	63	1600	65	1651	57 3/8	1457	6	152	4	102	4 1/2	114
60	1524	69	1753	71 1/2	1816	63 3/8	1610	6	152	4	102	4 1/2	114
72	1829	81	2057	83 1/2	2121	75 3/8	1915	6	152	4	102	4 1/2	114

LUFH-HDE CEMA E		ROLLER DIAMETER											
		6" & 7"											
		152.4 mm & 177.8 mm											
Belt Width		A		B		L		F		C		E	
in	mm	in	mm	in	mm	in	mm	in	mm	in	mm	in	mm
36	914	45	1143	47	1194	39 3/8	1000	6	152	4	102	4 1/2	114
42	1067	51	1295	53	1346	45 3/8	1153	6	152	4	102	4 1/2	114
48	1219	57	1448	59	1499	51 3/8	1305	6	152	4	102	4 1/2	114
54	1372	63	1600	65	1651	57 3/8	1457	6	152	4	102	4 1/2	114
60	1524	69	1753	71 1/2	1816	63 3/8	1610	6	152	4	102	4 1/2	114
72	1829	81	2057	83 1/2	2121	75 3/8	1915	6	152	4	102	4 1/2	114
84	2134	93	2362	96	2438	87	2210	6	152	4	102	4 1/2	114
96	2438	105	2667	108	2743	99	2515	6	152	4	102	4 1/2	114

Rubber discs
FLAT IDLERS

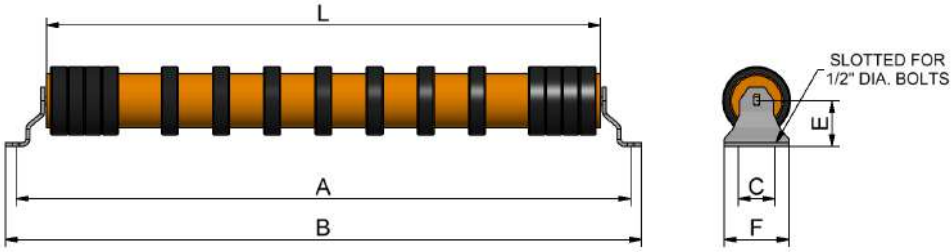

LUFH-LDB CEMA B	ROLLER DIAMETER											
	4" & 5"											
	101.6 mm & 127 mm											
Belt Width	A		B		L		C		F		E	
in	mm	in	mm	in	mm	in	mm	in	mm	in	mm	in	mm
18	457	27	686	29	737	21 3/8	543	4	102	6	152	4 1/4	108
20	508	29	737	31	787	23 3/8	594	4	102	6	152	4 1/4	108
24	610	33	838	35	889	27 3/8	695	4	102	6	152	4 1/4	108
30	762	39	991	41	1041	33 3/8	848	4	102	6	152	4 1/4	108
36	914	45	1143	47	1194	39 3/8	1000	4	102	6	152	4 1/4	108
42	1067	51	1295	53	1346	45 3/8	1153	4	102	6	152	4 1/4	108
48	1219	57	1448	59	1499	51 3/8	1305	4	102	6	152	4 1/4	108
54	1372	--	--	--	--	--	--	--	--	--	--	--	--
60	1524	--	--	--	--	--	--	--	--	--	--	--	--

LUFH-MDC CEMA C	ROLLER DIAMETER											
	5" & 6"											
	127 mm & 152.4 mm											
Belt Width	A		B		L		C		F		E	
in	mm	in	mm	in	mm	in	mm	in	mm	in	mm	in	mm
18	457	27	686	29	737	21 3/8	543	4	102	6	152	4 1/4	108
20	508	29	737	31	787	23 3/8	594	4	102	6	152	4 1/4	108
24	610	33	838	35	889	27 3/8	695	4	102	6	152	4 1/4	108
30	762	39	991	41	1041	33 3/8	848	4	102	6	152	4 1/4	108
36	914	45	1143	47	1194	39 3/8	1000	4	102	6	152	4 1/4	108
42	1067	51	1295	53	1346	45 3/8	1153	4	102	6	152	4 1/4	108
48	1219	57	1448	59	1499	51 3/8	1305	4	102	6	152	4 1/4	108
54	1372	63	1600	65	1651	57 3/8	1457	4	102	6	152	4 1/4	108
60	1524	69	1753	71 1/2	1816	63 3/8	1610	4	102	6	152	4 1/4	108

LUFH-MDD CEMA D	ROLLER DIAMETER											
	5" & 6"											
	127 mm & 152.4 mm											
Belt Width	A		B		L		C		F		E	
in	mm	in	mm	in	mm	in	mm	in	mm	in	mm	in	mm
24	610	33	838	35	889	27 3/8	695	4	102	6	152	4 1/4	108
30	762	39	991	41	1041	33 3/8	848	4	102	6	152	4 1/4	108
36	914	45	1143	47	1194	39 3/8	1000	4	102	6	152	4 1/4	108
42	1067	51	1295	53	1346	45 3/8	1153	4	102	6	152	4 1/4	108
48	1219	57	1448	59	1499	51 3/8	1305	4	102	6	152	4 1/4	108
54	1372	63	1600	65	1651	57 3/8	1457	4	102	6	152	4 1/4	108
60	1524	69	1753	71 1/2	1816	63 3/8	1610	4	102	6	152	4 1/4	108
72	1829	81	2057	83 1/2	2121	75 3/8	1915	4	102	6	152	4 1/4	108

LUFH-HDE CEMA E	ROLLER DIAMETER											
	6" & 7"											
	152.4 mm & 177.8 mm											
Belt Width	A		B		L		C		F		E	
in	mm	in	mm	in	mm	in	mm	in	mm	in	mm	in	mm
36	914	45	1143	47	1194	39 3/8	1000	4	102	6	152	4 1/4	108
42	1067	51	1295	53	1346	45 3/8	1153	4	102	6	152	4 1/4	108
48	1219	57	1448	59	1499	51 3/8	1305	4	102	6	152	4 1/4	108
54	1372	63	1600	65	1651	57 3/8	1457	4	102	6	152	4 1/4	108
60	1524	69	1753	71 1/2	1816	63 3/8	1610	4	102	6	152	4 1/4	108
72	1829	81	2057	83 1/2	2121	75 3/8	1915	4	102	6	152	4 1/4	108
84	2134	93	2362	96	2438	87	2210	4	102	6	152	4 1/4	108
96	2438	105	2667	108	2743	99	2515	4	102	6	152	4 1/4	108

Roller
DATA SHEET

IDLER SCHEMES

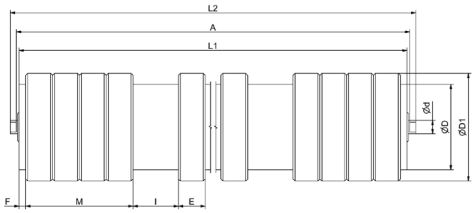



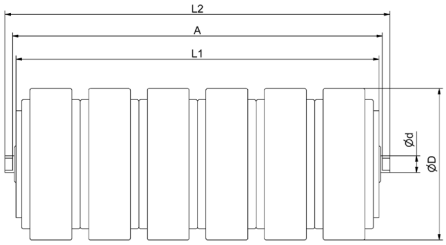

IDLER STATIONS

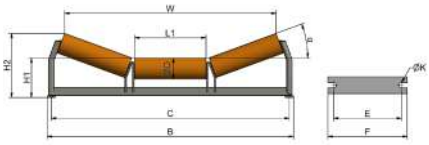

IC

IR

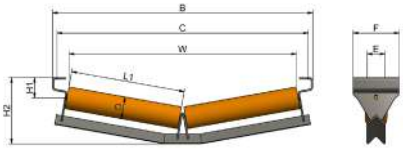

VR

TYPES OF SHAFT ENDS

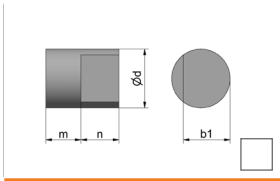

TS

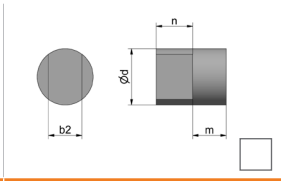

TD

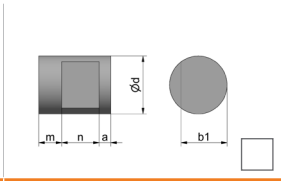

TIS

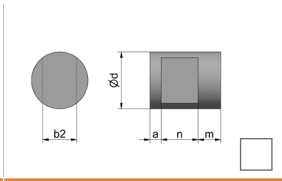

TID

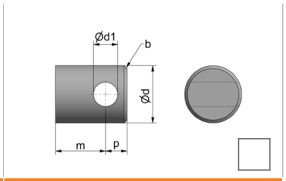

TGH

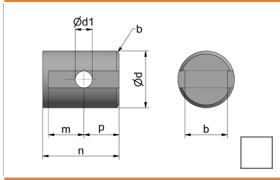

TGDH

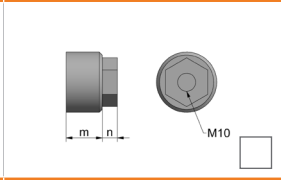

TIT

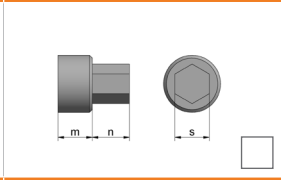

THS



THN

Idler Specifications	mm	in
L_1		
L_2		
A		
Ød		
ØD		
$ØD_1$		
F		
M		
E		
I		

Idler Base Specifications	mm	in
W		
L_1		
ØD		
C		
B		
H		
H_1		
H_2		
E		
F		
ØK		
a		

Shaft Ends Specifications	mm	in
ØD		
Ød		
Ød1		
n		
m		
H		
b_1		
b_2		
a		
p		
c		
i		
k		
e		
s		

Type:..... Model or Series:.....
Observations: .....

No. of rollers per Station ..... Unit
Stations per Conveyor ..... Unit
Distance between Stations ..... m

COMMERCIAL OFFICES

UNITED STATES OF AMERICA
Email: sales@lufh-cbs.com
Address: 3508 NW 114 Ave, Doral, FL 33178, USA.

UNITED ARAB EMIRATES
Email: sales@lufh-cbs.com
Address: Po box 16686, Ras Al Khaimah, UAE.

VENEZUELA
Email: sales@lufh-cbs.com
Address: Zona industrial los pinos, UD-301, Manzana Nro 28, Parcela Nro 9, Calle Nro 6, Galpón Nro 3, Puerto Ordaz, Estado Bolivar, Venezuela.

COLOMBIA
Email: sales@lufh-cbs.com
Address: Calle 77, N° 59 - 35, Oficina 11-08, Edificio Las Américas 3, Barranquilla, Atlantico, Colombia.

LUFH

WWW.LUFH-CBS.COM